

CENTRIFUGAL PUMP

CLV65-280A marine vertical centrifugal pump

ISO9001 Supplier

Class Certificate

Export Supply

Description: CLV series vertical centrifugal pump is our newly developed product driven by a marine motor. It is widely used for transporting fresh water, seawater, condensate, oils and saline water. The tran...

**Key Highlights**

Category	Centrifugal Pump
Standard	DIN
Material	The transported medium shall not contain any abrasive materials and any ...
Weight / Size	(50Hz 3φ380V) main technical parameter Type (50Hz 3φ380V) main technical...
Certificate	ABS, LR, BV, DNVGL, NK, KR, IRS, RMRS, CCS

We can supply according to your requirement, drawings, class certificate needs, and delivery schedule.

Technical Specifications

Category	Centrifugal Pump	Model / SKU	CLV65-280A-marine-vertical-centrifugal-pump
Standard	DIN	Material	The transported medium shall not contain any abrasive materials and any other chemicals corrosive on the pump.

Weight / Size	(50Hz 3φ380V) main technical parameter Type (50Hz 3φ380V) main technical parameter Motor type & power kW Weight kg	Certificate	ABS, LR, BV, DNVGL, NK, KR, IRS, RMRS, CCS
	Capacity m3/h Head m Speed r/min NPSHR m Shaft power kW		
	CLV65-200A 27 14.5 1450 2.5 1.8		
	Y100L1-4H 2.2 170 CLV65-280A		
	30 21 1450 2.5 3.1 Y112M-4H 4		
	184 CLV65-300A 30 28 1450 2.5		
	4.4 Y132S-4H 5.5 227 CLV65-		
	350A 25 41 1450 2.5 6.1 Y132M-		
	4H 7.5 235 CLV80-200A 48 14.5		
	1450 2.5 2.8 Y112M-4H 4 186		
	CLV80-220A 45 62 2950 4 12		
	Y160M2-2H 15 370 CLV80-220B1		
	45 48 2950 4 9.8 Y160M1-2H 11		
	335 CLV80-280A 54 21.5 1450 3		
	4.5 Y132S-4H 5.5 215 CLV80-		
	300A 46 28 1450 2.8 5.8 Y132M-		
	4H 7.5 235 CLV80-350A 54 41		
	1480 3 10.5 Y160L-4H 15 422		
	CLV80-350B 40 35 1480 2.5 6.9		
	Y160M-4H 11 389 CLV80-350 B2		
	42 41 1480 2.5 8.4 Y160M-4H 11		
	323 CLV100-200A 83 14.5 1450 3		
	4.6 Y132S-4H 5.5 215 CLV100-		
	220A 95 68.5 2950 4.5 24.2		
	Y200L1-2H 30 470 CLV100-220 B		
	87 55 2950 4.5 18.5 Y180M-2H 22		
	435 CLV100-280A 83 21 1450 3		
	6.4 Y132M-4H 7.5 265 CLV100-		
	300A 83 28 1480 2.8 9.1 Y160M-		
	4H 11 293 CLV100-350A 83 41		
	1480 3.2 14.2 Y180M-4H 18.5 347		
	CLV125-200A 116 14 1450 3.5 5.9		
	Y132M-4H 7.5 265 CLV125-220A		
	149 68.5 2950 5.5 36.9 Y225M-2H		
	45 593 CLV125-220 B 128 5 2950		
	5 26.7 Y200L2-2H 37 510		
	CLV125-270A 140 86 2950 5 44.7		
	Y250M-2H 55 800 CLV125-280A		
	125 21 1480 3.5 9.6 Y160M-4H 11		
	300 CLV125-300A 125 28 1480 3		
	14.3 Y180M-4H 18.5 360 CLV125-		
	350A 125 41 1480 3.5 19.8		
	Y200L-4H 30 470 CLV125-350 B		
	116 34 1480 3.5 15.9 Y180L-4H		
	22 423 CLV150-200A 190 14 1480		
	3.5 9.5 Y160M-4H 11 315		
	CLV150-220A 273 62 2950 4.5		
	61.4 Y280S-2H 75 935 CLV150-		

270A 265 86 2950 4 82.1 Y315S-
 2H 110 1280 CLV150-280A 182 21
 1480 3.5 13.4 Y180M-4H 18.5 390
 CLV150-300A 182 27.5 1480 4
 17.7 Y180L-4H 22 430 CLV150-
 350A 190 41 1480 3.5 29.1
 Y225S-4H 37 550 CLV150-350 B2
 190 35 1480 3.5 25.6 Y200L-4H
 30 511 CLV200-200A 332 13.7
 1480 4 15.9 Y180M-4H 18.5 410
 CLV200-280A 330 20.5 1480 4.5
 23.4 Y200L-4H 30 510 CLV200-
 280 B 290 17 1480 4.5 17.3
 Y180L-4H 22 450 CLV200-280 B2
 250 20.5 1480 4 17.9 Y180L-4H
 22 450 CLV200-300A 325 27.5
 1480 4.5 30.3 Y225S-4H 37 571
 CLV200-350 A 330 41 1480 4.5
 46.5 Y250M-4H55 820 CLV250-
 280 A 500 20.5 1480 4.5 34.8
 Y225M-4H45 895 CLV250-280 B
 415 17 1480 4.2 24.4 Y200L-4H30
 800 CLV250-300 B, 415 27 1480
 4.5 38.9 Y225M-4H45 905
 CLV250-350 A 500 34 1480 5 56.8
 Y280S-4H75 1150 CLV250-360 A
 500 14 980 4 23.5 Y225M-6H30
 725 CLV250-360 B 400 14 980 3.5
 19.4 Y200L2-6H22 675 CLV250-
 450A 500 60 1480 5 107.5
 Y315M-4H132 1600 CLV250-450B
 500 50 1480 5 85.1 Y315S-4H110
 1500 CLV300-300 A 705 27.5
 1480 4.5 64.7 Y280S-4H75 1520
 CLV300-360 A 660 14 980 4.5
 31.8 Y250M-6H37 800 CLV350-
 280 A 830 20.5 1480 4.8 57.6
 Y280S-4H75 1520 CLV350-280
 B2 620 20.5 1480 4.5 44.1
 Y250M-4H55 1390 CLV350-360 A
 829 14 980 3.8 39.4 Y280S-6H45
 1500 CLV400-300A 1400 20 1480
 4 93 Y315S-4H110 1500 (60Hz3φ
 440V) main technical parameter
 Type (60Hz3φ 440V) main
 technical parameter Motor type &
 power kW Capacity m³/h Head m
 Speed r/min NPSHR m Shaft
 pover kW CLV65-200A 33 21.5
 1750 2.8 3.2 Y112M-4H4 CLV65-
 280A 36 31 1750 3.2 5.2 Y132M-
 4H7.5 CLV65-300A 36 41 1780

	3.2 7.4 Y160M-4H11 CLV65-350A 30 60 1780 2.8 10.6 Y160L-4H15 CLV80-200A 58 21.5 1750 3.2 4.9 Y132S-4H5.5 CLV80-220A 54 90 3580 5.5 21.4 Y200L1-2H30 CLV80-220B;		
Warranty	12 Months unless specified otherwise	Origin	China

CONTENTS	■ Description:	■ Data sheet:
	■ (50Hz 3φ380V) main technical parameter	■ (60Hz3φ 440V) main technical parameter

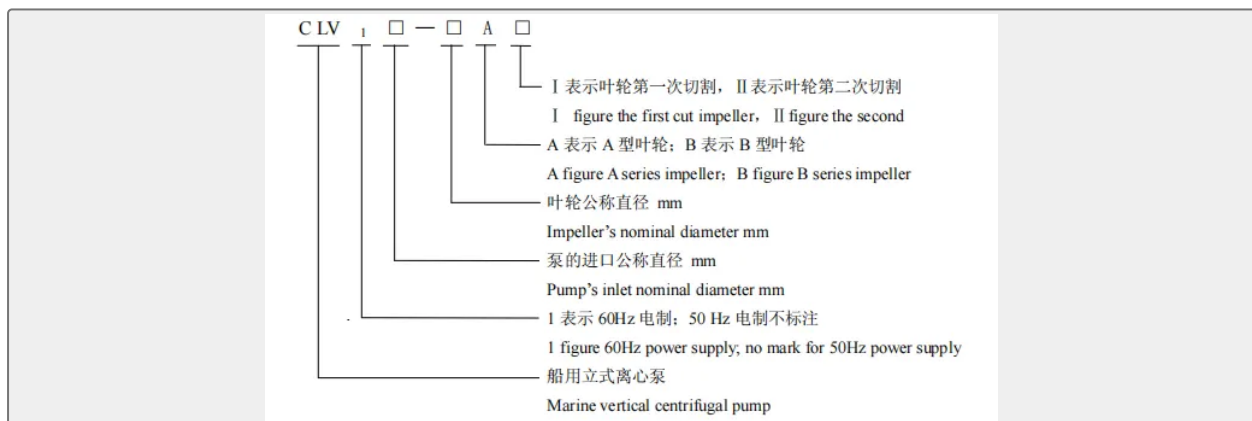
Description:

CLV series vertical centrifugal pump is our newly developed product driven by a marine motor. It is widely used for transporting fresh water, seawater, condensate, oils and saline water. The

transported medium shall not contain any abrasive materials and any other chemicals corrosive on the pump. It widely serves as fresh water and seawater cooling pump, burr pump, ballast pump and general pump, and used for seawater desalting device and marine pressure cabinet. The transported medium temperature shall not exceed 80°C. AELC self-priming device can be assembled according to users' order with additional cost, to achieve self-priming function.

Viewing from the motor end downward, this series pump rotates clockwise.

Data sheet:



(50Hz 3φ380V) main technical parameter


Type	(50Hz 3φ380V) main technical parameter					Motor type & power kW	Weight kg
	Capacity m ³ /h	Head m	Speed r/min	NPSHR m	Shaft power kW		
CLV65-200A	27	14.5	1450	2.5	1.8	Y100L1-4H 2.2	170
CLV65-280A	30	21	1450	2.5	3.1	Y112M-4H 4	184
CLV65-300A	30	28	1450	2.5	4.4	Y132S-4H 5.5	227
CLV65-350A	25	41	1450	2.5	6.1	Y132M-4H 7.5	235



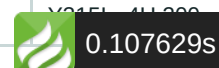
CLV80-200A	48	14.5	1450	2.5	2.8	Y112M-4H 4	186
CLV80-220A	45	62	2950	4	12	Y160M2-2H 15	370
CLV80-220B1	45	48	2950	4	9.8	Y160M1-2H 11	335
CLV80-280A	54	21.5	1450	3	4.5	Y132S-4H 5.5	215
CLV80-300A	46	28	1450	2.8	5.8	Y132M-4H 7.5	235
CLV80-350A	54	41	1480	3	10.5	Y160L-4H 15	422
CLV80-350B	40	35	1480	2.5	6.9	Y160M-4H 11	389
CLV80-350 B2	42	41	1480	2.5	8.4	Y160M-4H 11	323
CLV100-200A	83	14.5	1450	3	4.6	Y132S-4H 5.5	215
CLV100-220A	95	68.5	2950	4.5	24.2	Y200L1-2H 30	470
CLV100-220 B	87	55	2950	4.5	18.5	Y180M-2H 22	435
CLV100-280A	83	21	1450	3	6.4	Y132M-4H 7.5	265
CLV100-300A	83	28	1480	2.8	9.1	Y160M-4H 11	293
CLV100-350A	83	41	1480	3.2	14.2	Y180M-4H 18.5	347
CLV125-200A	116	14	1450	3.5	5.9	Y132M-4H 7.5	265
CLV125-220A	149	68.5	2950	5.5	36.9	Y225M-2H 45	593
CLV125-220 B	128	5	2950	5	26.7	Y200L2-2H 37	510
CLV125-270A	140	86	2950	5	44.7	Y250M-2H 55	800
CLV125-280A	125	21	1480	3.5	9.6	Y160M-4H 11	300
CLV125-300A	125	28	1480	3	14.3	Y180M-4H 18.5	360
CLV125-350A	125	41	1480	3.5	19.8	Y200L-4H 30	470
CLV125-350 B	116	34	1480	3.5	15.9	Y180L-4H 22	423
CLV150-200A	190	14	1480	3.5	9.5	Y160M-4H 11	315
CLV150-220A	273	62	2950	4.5	61.4	Y280S-2H 75	935
CLV150-270A	265	86	2950	4	82.1	Y315S-2H 110	1280
CLV150-280A	182	21	1480	3.5	13.4	Y180M-4H 18.5	390
CLV150-300A	182	27.5	1480	4	17.7	Y180L-4H 22	430
CLV150-350A	190	41	1480	3.5	29.1	Y225S-4H 37	550
CLV150-350 B2	190	35	1480	3.5	25.6	Y200L-4H 30	511
CLV200-200A	332	13.7	1480	4	15.9	Y180M-4H 18.5	410
CLV200-280A	330	20.5	1480	4.5	23.4	Y200L-4H 30	510
CLV200-280 B	290	17	1480	4.5	17.3	Y180L-4H 22	450
CLV200-280 B2	250	20.5	1480	4	17.9	Y180L-4H 22	450

CLV200-300A	325	27.5	1480	4.5	30.3	Y225S-4H 37	571
CLV200-350 A	330	41	1480	4.5	46.5	Y250M-4H55	820
CLV250-280 A	500	20.5	1480	4.5	34.8	Y225M-4H45	895
CLV250-280 B	415	17	1480	4.2	24.4	Y200L-4H30	800
CLV250-300 B,	415	27	1480	4.5	38.9	Y225M-4H45	905
CLV250-350 A	500	34	1480	5	56.8	Y280S-4H75	1150
CLV250-360 A	500	14	980	4	23.5	Y225M-6H30	725
CLV250-360 B	400	14	980	3.5	19.4	Y200L2-6H22	675
CLV250-450A	500	60	1480	5	107.5	Y315M-4H132	1600
CLV250-450B	500	50	1480	5	85.1	Y315S-4H110	1500
CLV300-300 A	705	27.5	1480	4.5	64.7	Y280S-4H75	1520
CLV300-360 A	660	14	980	4.5	31.8	Y250M-6H37	800
CLV350-280 A	830	20.5	1480	4.8	57.6	Y280S-4H75	1520
CLV350-280 B2	620	20.5	1480	4.5	44.1	Y250M-4H55	1390
CLV350-360 A	829	14	980	3.8	39.4	Y280S-6H45	1500
CLV400-300A	1400	20	1480	4	93	Y315S-4H110	1500

(60Hz3φ 440V) main technical parameter

Type	(60Hz3φ 440V) main technical parameter		Motor type & power kW	Head m	Speed r/min	NPSHR m	Shaft power kW
	Capacity m ³ /h						
CLV65-200A	33		21.5	1750	2.8	3.2	Y112M-4H4
CLV65-280A	36		31	1750	3.2	5.2	Y132M-4H7.5
CLV65-300A	36		41	1780	3.2	7.4	Y160M-4H11
CLV65-350A	30		60	1780	2.8	10.6	Y160L-4H15
CLV80-200A	58		21.5	1750	3.2	4.9	Y132S-4H5.5
CLV80-220A	54		90	3580	5.5	21.4	Y200L1-2H30
CLV80-220B;	54		70	3550	4.8	17.5	Y180M-2H22
CLV80-280A	65		31	1780	3.8	7.8	Y160M-4H11
CLV80-300A	56		41	1780	3.5	10.1	Y160M-4H11
CLV80-350A	65		60	1780	3.8	18.6	Y180L-4H22
CLV80-350B	48		51	1780	3.5	11.8	Y160L-4H15
CLV80-350 B2	50		60	1780	3.5	14.3	Y180M-4H 18.5
CLV1100-200 A	100		21	1780	4	7.8	 0.107629s

CLV100-220A	115	100	3580	5.8	40.8	Y250M-2H55
CLV;100-220 B	105	80	3580	5.8	32.5	Y200L2-2H37
CLV100-280A	100	31	1780	4	11.6	Y160L-4H15
CLV100-300 A	100	41	1780	3.8	15.6	Y180M-4H 18.5
CLV100-350 A	100	60	1780	4.2	24.7	Y200L-4H30
CLV125-200 A	140	20.5	1780	4.5	10.2	Y160L-4H15
CLV125-220 B	150	80	3580	6.8	45.2	Y250M-2H55
CLV125-220 A	180	100	3580	7.3	64.8	Y280S-2H75
CLV125-270 A	170	125	3580	6.8	81.7	Y280M-2H90
CLV125-280A	150	31	1780	4	16.8	Y180L-4H22
CLV125-300 A	150	41	1780	3.5	24.5	Y200L-4H30
CLV125-350A	150	60	1780	4.3	34.3	Y225M-4H45
CLV125-350 B	140	50	1780	4	27.9	Y225S-4H37
CLV150-200 A	230	20.5	1780	4.3	116.7	Y180L-4H22
CLV150-220 A	330	90	3580	6.8	105.5	Y315M-2H 132
CLV150-270 A	320	125	3580	5.3	143.6	Y315L-2H 160
CLV150-280 A	220	31	1780	4.5	24.7	Y200L-4H30
CLV150-300 A	220	40	1780	5.3	32.1	Y225S-4H37
CLV1150-350 A	230	60	1780	4.5	51.3	Y280S-4H75
CLV1150-350 B;	230	51	1780	4.8	44.7	Y250M-4H55
CLV200-200 A	400	20	1780	4.8	27.9	Y200L-4H30
CLV200-280 A	400	30	1780	6	41.2	Y225M-4H 45
CLV200-280 B	350	25	1780	5.8	31.4	Y225S-4H37
CLV200-280 B	300	30	1780	5.3	31.4	Y225S-4H37
CLV200-300 A	390	40	1780	5.8	53.4	Y280S-4H75
CLV200-350 A	400	60	1780	5.8	82	Y280M-4H90
CLV250-280 A	600	30	1780	5.8	61.1	Y280S-4H75
CLV250-280 B	500	25	1780	5.5	43.3	Y250M-4H 55
CLV250-300 B	500	40	1780	5.8	69.5	Y280S-4H75
CLV250-350 A	600	50	1780	6.5	100.2	Y315M-4H 132
CLV250-360 A	600	20	1190	4.8	40.3	Y280S-6H45
CLV250-360 B2	480	20	1190	4.8	34.3	Y250M-6H37
CLV250-450A	600	86	1780	6.5	185	Y315L-4H 132



CLV250-450B	600	72	1780	6.5	147	Y315L1-4H 160
CLV300-300 A	850	40	1780	5.8	113.5	Y315M-4H 132
CLV300-360 A	800	20	1190	5.8	55.1	Y315S-6H75
CLV350-280 A	1000	30	1780	6	101.6	Y315S-4H110
CLV350-280 B2	750	30	1780	5.8	78.1	Y280M-4H 90
CLV350-360 A	1000	20	1190	4.8	67.9	Y315S-6H75
CLV400-300A	1680	28.8	1780	4.8	160	Y315L2-4H 200