

Jinbo Marine

Marine & Offshore Equipment Datasheet

PRODUCT DATASHEET

MARINE ELECTRIC MOTOR

M2E—H Fan-cooled Three-phase Squirrel-cage Marine Electronic Motor

- ISO9001 Supplier
- Class Certificate
- Export Supply

Introduction M2E-H Series are totally-enclosed, fan-cooled high-efficiency three-phase marine motors of the squirrel-cage type. The series motor has the advantage of high efficiency, low noise, reasonable structure,...

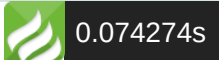


Key Highlights	
Category	Marine Electric Motor
Standard	DIN
Material	The motors are designed accordance with National Standard IEC60034-1 "Ro..."
Weight / Size	IEC60034 Rotating electrical machines IEC60068 Basic environmental testi...
Certificate	ABS, LR, BV, DNVGL, NK, KR, IRS, RMRS, CCS
We can supply according to your requirement, drawings, class certificate needs, and delivery schedule.	



Technical Specifications			
Category	Marine Electric Motor	Model / SKU	M2E-H-Fan-cooled-Three-phase-Squirrel-cage-Marine-Electronic-Motor
Standard	DIN	Material	The motors are designed accordance with National Standard IEC60034-1 “Rotating electrical machines-Rating and performance”and the existing “Rules for the construction of sea-going steel ships”and GB18613-2012“ Minimum allowable values of energy efficiency and energy grade for small and medium three-phase induction motors”.
Weight / Size	IEC60034 Rotating electrical machines IEC60068 Basic environmental testing procedures IEC60072 Dimensions and output ratings for rotating electrical machines IEC60092 Electrical installation in ships The motors are also in conformity with part of the specifications of the following Ships Classification Societies LR Lloyd’s Register of Shipping GL Germanischer Lloyd NK Nippon Kaiji Kyokai BV Bureau Veritas ABS American Bureau of Shipping KR Korean Register of Shipping RINA Register Italiano Navale RS Russian Maritime Register of Shipping DNV Det Norske Veritas Type Designation The type designation consists of several letters and digits.	Surface	90°C Type of starting Direct on full-voltage starting for all sizes ; reduced voltage starting allowable at no-load or light load Driving Method Pulley , spur or flexible coupling can be used for driving Impregnation and Surface Treatment The motor windings impregnated and well treated to obtain the adequate damp-proof , anti-fungus and anti-salt mist properties in accordance with the specifications for humid-tropic machines.
Certificate	ABS, LR, BV, DNVGL, NK, KR, IRS, RMRS, CCS	Warranty	12 Months unless specified otherwise
Origin	China		

CONTENTS	■ Introduction	■ Classification Societies
	■ Frame Size	■ No. of Poles
	■ Bearings	■ Driving end
	■ Non-Driving end	■ Operating Conditions



Introduction

M2E-H Series are totally-enclosed, fan-cooled high-efficiency three-phase marine motors of the squirrel-cage type. The series motor has the advantage of high efficiency, low noise, reasonable structure, beautiful profile, high protection and high insulation. The motors are suitable for driving various machines on ships such as pumps, blowers, separators, hydraulic engines and other auxiliary equipment.

The motors are designed accordance with National Standard IEC60034-1 “Rotating electrical machines-Rating and performance” and the existing “Rules for the construction of sea-going steel ships” and GB18613-2012 “Minimum allowable values of energy efficiency and energy grade for small and medium three-phase induction motors”. The product is approved by CCS.

The motors also comply with the relevant requirements of the following standards and specifications.

IEC60034 Rotating electrical machines

IEC60068 Basic environmental testing procedures

IEC60072 Dimensions and output ratings for rotating electrical machines

IEC60092 Electrical installation in ships

The motors are also in conformity with part of the specifications of the following Ships

Classification Societies

LR Lloyd’s Register of Shipping

GL Germanischer Lloyd

NK Nippon Kaiji Kyokai

BV Bureau Veritas

ABS American Bureau of Shipping

KR Korean Register of Shipping

RINA Register Italiano Navale

RS Russian Maritime Register of Shipping

DNV Det Norske Veritas

Type Designation

The type designation consists of several letters and digits.



Frame Size	No. of Poles	Bearings	
		Driving end	Non-Driving end
		B3、 B5、 B35	VI



80	2, 4	6204-2RS/Z2	6204-2RS/Z2
90	2, 4, 6	6205-2RS/Z2	6205-2RS/Z2
100	2, 4, 6	6206-2RS/Z2	6206-2RS/Z2
112	2, 4, 6, 8	6306-2RS/Z2	6306-2RS/Z2
132	2, 4, 6, 8	6308-2RS/Z2	6308-2RS/Z2
160	2//4, 6, 8	6209/Z2//6309/Z2	6209/Z2
180	2//4, 6, 8	6211/Z2//6311/Z2	6211/Z2
200	2//4, 6, 8	6212/Z2//6312/Z2	6212/Z2
225	2//4, 6, 8	6312/Z2//6313/Z2	6312/Z2
250	2//4, 6, 8	6313/Z2//6314/Z2	6313/Z2
280	2//4, 6, 8	6314/Z2//6317/Z2	6314/Z2
315	2//4, 6, 8	6317/Z2//N319/Z2	7317AC/7319AC 6317/Z2
355	2//4, 6, 8	6319/Z2//N322/Z2	7319AC/7322AC 6319/Z2

Operating Conditions

Factors	Temperature of Ambient air	Altitude	Relative humidity	Dew	Salt mist	Oil mist	Fungus	Shock	Vibration	Inclination	Swing
Operating Conditions	0°C ~45°C	0m	≤ 95%	exists	exists	exists	exists	exists	exists	±22.5°	±22.5°

Voltage and Frequency

Rated Voltage 380V or 440V

Rated Frequency 50Hz or 60Hz

Duty Type

Continuous (S1)

Insulation , Temperature Rise

Insulation : F

Temp. Rise of winding (resistance method) : 100K

Permissible working temp. of bearing (thermometer method) : 90°C

Type of starting

Direct on full-voltage starting for all sizes ; reduced voltage starting allowable at no-load or light load



Driving Method

Pulley , spur or flexible coupling can be used for driving

Impregnation and Surface Treatment

The motor windings impregnated and well treated to obtain the adequate damp-proof , anti-fungus and anti-salt mist properties in accordance with the specifications for humid-tropic machines.

Vibration

The effective values of vibration velocity , measured at the no-load conditions , does not exceed those given in table .

Frame size		80~132	160 ~225	250 ~355
Vibration Velocity (mm/s)	Free-mount	1.6	2.2	2.8
	Rigid-mount	1.3	1.8	2.3

Technical Data

Type	Output kW	Electric Current/ A		Rotation r/min Speed		Ef f. %	P. F	Rate d torqu e N · m	Ts Tn	Tst In	Ta x Tn	dB (A)
		3 8 0 0 5 6 0 0 H Z	4 4 0 0 6 0 0 H Z	38 40 50 Hz	44 60 Hz							
M2E-80M1-2-H	0.75	1 . 7	1 . 5	28 70	34 80	80.7	0.82	2.5	2.3	7.0	2.3	66
M2E-80M2-2-H	1.1	2 . 4	2 . 1	28 75	34 85	82.7	0.83	3.7	2.2	7.3	2.3	66

M2E-90S-2-H	1.5	3 . 2	2 . 8	28 80	34 90	84.2	0.84	5.0	2.2	7.6	2.3	71
M2E-90L-2-H	2.2	4 . 6	4 . 0	28 80	34 90	85.9	0.85	7.3	2.2	7.6	2.3	71
M2E-100L-2-H	3	6 . 0	5 . 2	28 80	34 90	87.1	0.87	9.9	2.2	7.8	2.3	76
W2E-112M-2-H	4	7 . 8	6 . 7	29 15	35 35	88.1	0.88	13.1	2.2	8.3	2.3	79
M2E-132S1-2-H	5.5	1 0 . 6	9 . 2	29 30	35 40	89.2	0.88	17.9	2.0	8.3	2.3	81
M2E-132S2-2-H	7.5	1 4 . 4	1 2 . 4	29 30	35 40	90.1	0.88	24.4	2.0	7.9	2.3	81
M2E-160M1-2-H	11	2 0 . 6	1 7 . 8	29 45	35 50	91.2	0.89	35.7	2.0	8.1	2.3	81
M2E-160M2-2-H	15	2 7 . 9	2 4 . 1	29 45	35 50	91.9	0.89	48.6	2.0	8.1	2.3	81
M2E-160L-2-H	18.5	3 4 . 2	2 9 . 5	29 45	35 50	92.4	0.89	60.0	2.0	8.2	2.3	81
M2E-180M-2-H	22	4 0 . 5	3 5 . 0	29 50	35 55	92.7	0.89	71.2	2.0	8.2	2.3	83
M2E-200L1-2-H	30	5 4 . 9	4 7 . 4	29 65	35 75	93.3	0.89	96.6	2.0	7.6	2.3	84
M2E-200L2-2-H	37	6 7 . 4	5 8 . 2	29 65	35 75	93.7	0.89	119	2.0	7.6	2.3	84
M2E-225M-2-H	45	8 0 . 8	6 9 . 8	29 65	35 75	94.0	0.90	145	2.0	7.7	2.3	86

M2E-250M-2-H	55	9 8 · 5	8 5 · 1	29 75	35 85	94.3	0.90	177	2.0	7.7	2.3	89
M2E-280S-2-H	75	1 3 4	1 1 5 · 7	29 75	35 85	94.7	0.90	241	1.8	7.1	2.3	91
M2E-280M-2-H	90	1 6 0	1 3 8 · 2	29 75	35 85	95.0	0.90	289	1.8	7.1	2.3	91
M2E-315S-2-H	110	1 9 5	1 6 8 · 4	29 85	35 85	95.2	0.90	352	1.8	7.1	2.3	92
M2E-315M-2-H	132	2 3 4	2 0 2 · 1	29 85	35 85	95.4	0.90	422	1.8	7.1	2.3	92
M2E-315L1-2-H	160	2 7 9	2 4 1 · 0	29 85	35 85	95.6	0.91	512	1.8	7.2	2.3	93
M2E-315L2-2-H	200	3 4 9	3 0 1 · 4	29 85	35 85	95.8	0.91	640	1.8	7.2	2.3	93
M2E-355M-2-H	250	4 3 6	3 7 6 · 5	29 85	35 85	95.8	0.91	800	1.6	7.2	2.2	102
M2E-355L-2-H	315	5 4 9	4 7 4 · 0	29 85	35 85	95.8	0.91	1008	1.6	7.2	2.2	106
M2E-80M1-4-H	0.55	1 · 4	1 · 2	14 30	17 40	80.8	0.75	3.7	—	—	—	—
M2E-80M2-4-H	0.75	1 · 8	1 · 6	14 30	17 40	82.5	0.75	5.0	2.3	6.6	2.3	56

M2E-90S-4-H	1.1	2 . 6	2 . 2	14 30	17 40	84.1	0.76	7.3	2.3	6.8	2.3	59
M2E-90L-4-H	1.5	3 . 5	3 . 0	14 30	17 40	85.3	0.77	10.0	2.3	7.0	2.3	59
M2E-100L1-4-H	2.2	4 . 8	4 . 1	14 40	17 50	86.7	0.81	14.6	2.3	7.6	2.3	64
M2E-100L2-4-H	3	6 . 3	5 . 4	14 40	17 50	87.7	0.82	19.9	2.3	7.6	2.3	64
M2E-112M-4-H	4	8 . 4	7 . 3	14 55	17 55	88.6	0.82	26.3	2.2	7.8	2.3	65
M2E-132S-4-H	5.5	1 1 . 2	9 . 7	14 65	17 65	89.6	0.83	35.9	2.0	7.9	2.3	71
M2E-132M-4-H	7.5	1 5 . 0	1 3 . 0	14 65	17 65	90.4	0.84	48.9	2.0	7.5	2.3	71
M2E-160M-4-H	11	2 1 . 5	1 8 . 6	14 70	17 70	91.4	0.85	71.5	2.2	7.7	2.3	73
M2E-160L-4-H	15	2 8 . 8	2 4 . 9	14 70	17 70	92.1	0.86	97.4	2.2	7.8	2.3	73
M2E-180M-4-H	18.5	3 5 . 3	3 0 . 5	14 70	17 70	92.6	0.86	120	2.0	7.8	2.3	76
M2E-180L-4-H	22	4 1 . 8	3 6 . 1	14 70	17 70	93.0	0.86	143	2.0	7.8	2.3	76
M2E-200L-4-H	30	5 6 . 6	4 8 . 9	14 75	17 75	93.6	0.86	194	2.0	7.3	2.3	76
M2E-225S-4-H	37	6 9 . 6	6 0 . 1	14 80	17 80	93.9	0.86	239	2.0	7.4	2.3	78

M2E-225M-4-H	45	8 4 · 4	7 2 · 9	14 80	17 80	94.2	0.86	290	2.0	7.4	2.3	78
M2E-250M-4-H	55	1 0 3	8 9 · 0	14 85	17 85	94.6	0.86	354	2.2	7.4	2.3	79
M2E-280S-4-H	75	1 3 6	1 1 7 · 5	14 90	17 95	95.0	0.88	481	2.0	6.9	2.3	80
M2E-280M-4-H	90	1 6 3	1 4 0 · 8	14 90	17 95	95.2	0.88	577	2.0	6.9	2.3	80
M2E-315S-4-H	110	1 9 7	1 7 0 · 1	14 90	17 95	95.4	0.89	705	2.0	7.0	2.2	88
M2E-315M-4-H	132	2 3 6	2 0 3 · 8	14 90	17 95	95.6	0.89	846	2.0	7.0	2.2	88
M2E-315L1-4-H	160	2 8 5	2 4 6 · 1	14 90	17 95	95.8	0.89	1026	2.0	7.1	2.2	88
M2E-315L2-4-H	200	3 5 2	3 0 4 · 0	14 90	17 95	96.0	0.90	1282	2.0	7.1	2.2	88
M2E-355M-4-H	250	4 4 0	3 8 0 · 0	14 95	17 95	96.0	0.90	1597	2.0	7.1	2.2	95
M2E-355L-4-H	315	5 5 4	4 7 8 · 5	14 95	17 95	96.0	0.90	2012	2.0	7.1	2.2	102
M2E-80M1-6-H	0.37	1 · 2	1 · 1	91 0	11 30	67.0	0.68	3.9	—	—	—	—

M2E-80M2-6-H	0.55	1 . 6	1 . 4	92 5	11 40	74.0	0.70	5.7	—	—	—	—
M2E-90S-6-H	0.75	2 . 0	1 . 7	94 5	11 55	78.9	0.71	7.6	2.0	6.0	2.1	57
M2E-90L-6-H	1.1	2 . 8	2 . 4	95 0	11 60	81.0	0.73	11.1	2.0	6.0	2.1	57
M2E-100L-6-H	1.5	3 . 8	3 . 3	95 0	11 60	82.5	0.73	15.1	2.0	6.5	2.1	61
M2E-112M-6-H	2.2	5 . 4	4 . 7	96 5	11 70	84.3	0.74	21.8	2.0	6.6	2.1	65
M2E-132S-6-H	3	7 . 2	6 . 2	97 5	11 80	85.6	0.74	29.4	2.0	6.8	2.1	69
M2E-132M1-6-H	4	9 . 5	8 . 2	97 5	11 80	86.8	0.74	39.2	2.0	6.8	2.1	69
M2E-132M2-6-H	5.5	1 2 . 7	1 1 . 0	97 5	11 80	88.0	0.75	53.9	2.0	7.0	2.1	69
M2E-160M-6-H	7.5	1 6 . 2	1 4 . 0	98 0	11 85	89.1	0.79	73.1	2.0	7.0	2.1	73
M2E-160L-6-H	11	2 3 . 1	2 0 . 0	98 0	11 85	90.3	0.80	107	2.0	7.2	2.1	73
M2E-180L-6-H	15	3 0 . 9	2 6 . 7	98 0	11 85	91.2	0.81	146	2.0	7.3	2.1	73
M2E-200L1-6-H	18.5	3 7 . 8	3 2 . 6	98 5	11 90	91.7	0.81	179	2.0	7.3	2.1	73
M2E-200L2-6-H	22	4 4 . 8	3 8 . 7	98 5	11 90	92.2	0.81	213	2.0	7.4	2.1	73
M2E-225M-6-H	30	5 9 . 1	5 1 . 0	98 5	11 90	92.9	0.83	291	2.0	6.9	2.0	74

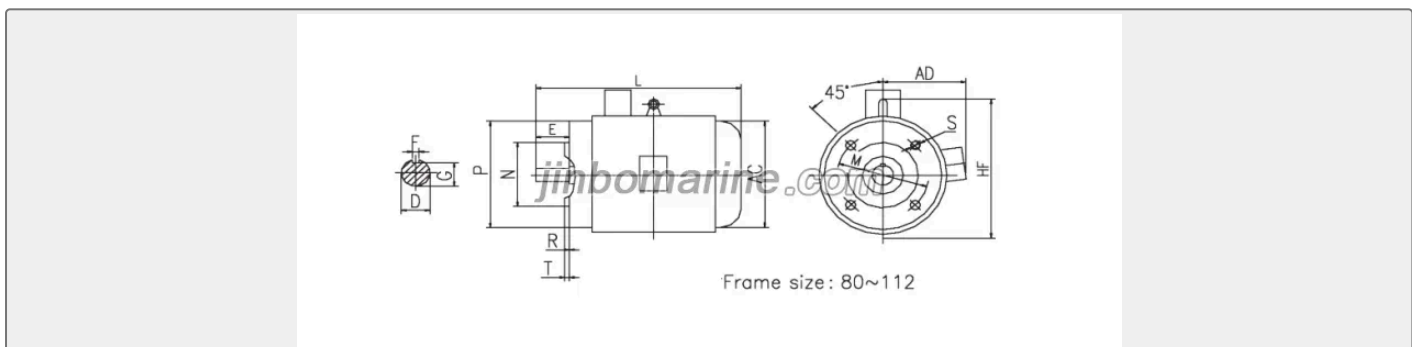
M2E-250M-6-H	37	7 1 · 7	6 1 · 9	98 5	11 90	93.3	0.84	359	2.0	7.1	201	76
M2E-280S-6-H	45	8 5 · 8	7 4 · 1	99 0	11 90	93.7	0.85	434	2.0	7.3	201	78
M2E-280M-6-H	55	1 0 3	8 9 · 0	99 0	11 90	94.1	0.86	531	2.0	7.3	2.0	78
M2E-315S-6-H	75	1 4 3	1 2 3 · 5	99 0	11 90	94.6	0.84	723	2.0	6.6	2.0	83
M2E-315M-6-H	90	1 7 0	1 4 6 · 8	99 0	11 90	94.9	0.85	868	2.0	6.7	2.0	83
M2E-315L1-6-H	110	2 0 7	1 7 8 · 8	99 0	11 90	95.1	0.85	1061	2.0	6.7	2.0	83
M2E-315L2-6-H	132	2 4 4	2 1 0 · 7	99 0	11 90	95.4	0.86	1273	2.0	6.8	2.0	83
M2E-355M1-6-H	160	2 9 6	2 5 5 · 6	99 5	11 90	95.6	0.86	1536	1.8	6.8	2.0	85
M2E-355M2-6-H	200	3 6 5	3 1 5 · 2	99 5	11 90	95.8	0.87	1920	1.8	6.8	2.0	85
M2E-355L-6-H	250	4 5 6	3 9 3 · 8	99 5	11 90	95.8	0.87	2399	1.8	6.8	2.0	91

Conventional mounting type and suitable frame size are given in following table

Frame	Basic type			Derived type											
	B3	B5	B35	VI	V3	V5	V6	B6	B7	B8	V15	V36	B14	B34	V18
80 ~112	V	V	V	V	V	V	V	V	V	V	V	V	V	V	V
132 ~160	V	V	V	V	V	V	V	V	V	V	V	V	—	—	—
180 ~280	V	V	V	V	—										
315-355	V	—	V	V	—										

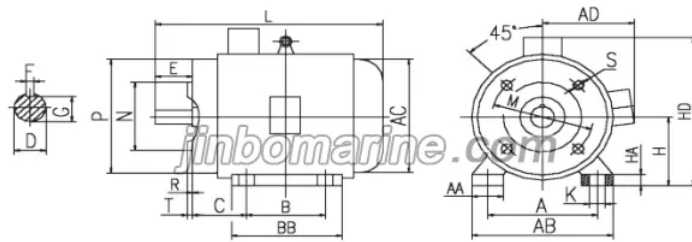
Mounting type marked with“v”as above shown, terminal box position should be right side viewed from driven end when order ignored that.

B14 The motor of frame without feet,end-shield with flange (with threaded holes)



Frame size	Poles	Mounting Dimension										Over Dimension				
		D	E	F	G	M	N	P	R	S	T	AC	AD	HF	L	
80M	2,4,6	19	40	6	15.5	100	80	120	0	4-M6	3.0	175	145	—	305	
90S		24	50	8	20	115	95	140				4-M8	195		165	360
90L																
100L		28	60		24	130	110	160	3.5	215	180	245	435			
112M										240	200	275	435			

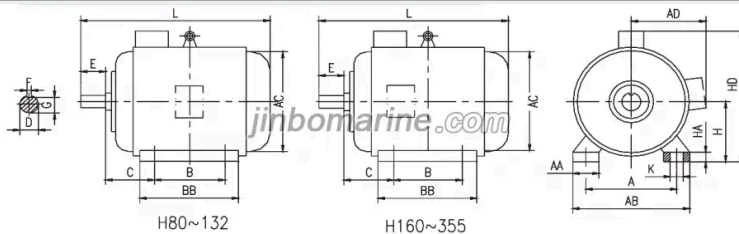
B34 The motor of frame with feet, end-shield with flange (with threaded holes)



Frame size : 80~112

Frame size	Pol es	Mounting Dimension														Over Dimension														
		A	B	C	D	E	F	G	H	K	M	N	P	R	s	T	A	B	H	A	A	A	H	L						
80M	2,4,6	1	1	5	1	4	6	1	8	1	1	8	1	4-	3	3	1	1	1	1	1	2	3	1	1	1	1	1	2	3
		2	0	0	9	0		5.	0	0	0	0	2	M		4	4	4	6	7	4	2	0	2	2	5	5	5	5	5
		5	0					5				0	0	6			2		5	5	5	5	5							
90S		1	1	5	2	5	8	2	9		1	9	1	4-		3	1	1	1	1	1	2	3	1	1	1	1	1	2	3
		4	0	6	4	0		0	0		1	5	4	M		4	8	2	8	9	6	6	6	5	5	0	5	5	0	0
90L			1												0							2	3							9
			2																			0	0							0
			5																			0	0							0
100L		1	1	6	2	6		2	1	1	1	1	1		3	3	2	1	2	2	1	2	4	1	2	2	2	2	2	4
		6	4	3	8	0		4	0	2	3	1	6		5	9	3	4	0	1	8	7	3	3	4	5	5	0	0	5
		0	0					0	0		0	0	0			3	3		5	5	0	0	5							
112M		1	1	7	2	6		1	1						4	2		2	2	2	3	4	2	2	2	2	3	4		
		9	4	0	8	0		1	1						5	1		2	4	0	1	3	6	0	0	0	0	5		
		0	0					2	2							6	6		6	0	0	5								

B3 The motor of frame with feet, end-shield without flange



Frame size	pol es	Mounting Dimension										Over Dimension						
		A	B	C	D	E	F	G	H	K	AA	BB	HA	AB	AC	AD	HD	L

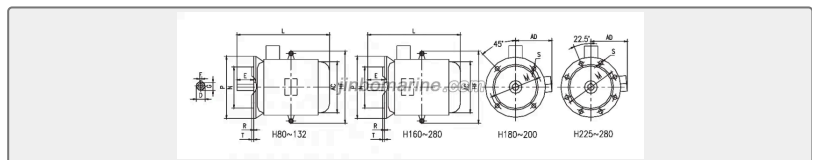


80M	2,4,6	12 5	10 0	50	1 9	40	6	15. 5	80	10	34	14 2	12	16 5	17 5	14 5	225	305																	
90S		14 0	10 0	56	2 4	50	8	20	90	10	36	18 5	12	18 0	19 5	16 5	260	360																	
90L				12 5															56	24	21 5	390													
100L		16 0	14 0	63	2 8	60	100	12	39	23 3	14	20 5	21 5	18 0	270	435																			
112M				19 0													70	33	112	45	23 0	14	23 0	24 0	19 0	300	470								
132S				21 6													89	3 8	80	10	132	55	18 6	18	27 0	27 5	21 0	345	510						
132M		17 8	22 4		560																														
160M		2,4,6	25 4	21 0	10 8	4 2	11 0	12	37	160	14. 5	65	31 5	20	31 4	33 5	26 5	420	730																
160L				25 4									35 5							760															
180M			27 9	24 1	12 1	4 8	14	42. 5	180	70	35 9	22	35 5	37 5	28 0	45 5	740																		
180L	27 9																	39 4	780																
200L	2,4,6		31 8	30 5	13 3	5 5	16	49	200	18. 5	70	45 4	25	39 0	41 0	33 5	53 5	885																	
225S																			4	35 6	28 6	14 9	6 0	14 0	18	53	225	75	43 1	28	43 5	47 0	35 5	575	895
225M																			2	31 1	5 5	11 0	16	49	46 6	28	890								
																			4.6									6 0	14 0	18	53	925			
250M	2,4,6		40 6	34 9	16 8	6 0	14 0	18	53	250	24	80	44 5	30	49 0	54 5	37 0	615	915																
280S						2														45 7	36 8	19 0	6 5	280	85	51 0	35	55 0	66 0	42 5	710	990			
280M	2	41 9	6 5	7 5	18	58	55 0	104 0																											
	4.6								7 5	20	67. 5																								



315S	2	50 8	40 6	21 6	6 5		18	58	315	28	12 0	57 0	45	63 5	64 5	53 0	845	120 0
	4.6				8 0	17 0	22	71										123 0
315M	2	50 8	45 7	21 6	6 5		18	58	315	28	12 0	57 0	45	63 5	64 5	53 0	845	135 0
	4.6				8 0	17 0	22	71										138 0
315L	2	50 8	45 7	21 6	6 5		18	58	315	28	12 0	57 0	45	63 5	64 5	53 0	845	135 0
	4.6				8 0	17 0	22	71										138 0
355M	2	61 0	56 0	25 4	7 5		20	67. 5	355	28	12 0	75 0	52	72 6	71 5	75 0	102 0	157 0
	4.6				9 5	17 0	25	86										160 0
355L	2	61 0	56 0	25 4	7 5		20	67. 5	355	28	12 0	75 0	52	72 6	71 5	75 0	102 0	157 0
	4.6				9 5	17 0	25	86										160 0

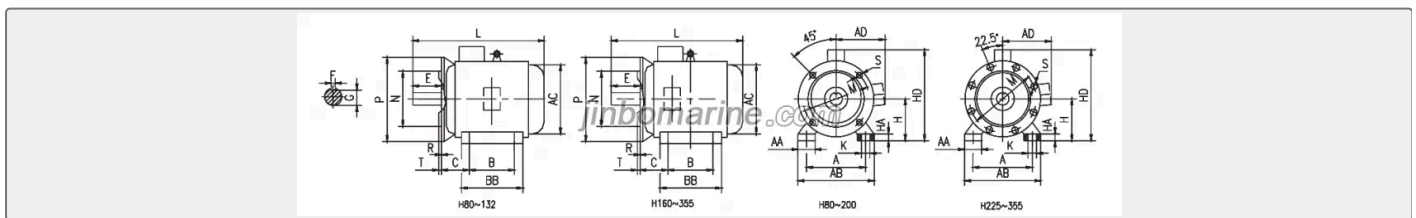
B5 The motor of frame without feet, end-shield with flange (with through holes)



Frame size	Poles	Mounting Dimension										Over Dimension			
		D	E	F	G	M	N	P	R	S	T	AC	AD	HF	L

80M	2,4,6	19	40	6	15.5	165	130	200	0	4-φ12	3.5	175	145	—	305			
90S		24	50	8	20							195	165		360			
90L															390			
100L		28	60		24	215	180	250				4	215	180	230	435		
112M													240	200	245	435		
132S		38	80	10	33	265	230	300	0				305	235	345	510		
132M																560		
160M		42	110	12	37	300	250	350	0				W185	5	335	265	360	730
160L																		760
180M		48		14	42.5										375	280	470	740
180L															780			
200L	55		16	49	350	300	400	0	410	335	520				885			
225S	4	60	140	18	53	400	350	450	0	H185	470				355	580	895	
225M	2	55	110	16	49										890			
	4,6	60	140	18	53										925			
250M	2					500	450	550	0		545	415			650	995		
	4,6	65			58													
280S	2										600	425	710	990				
	4,6	75		20	67.5													
280M	2	65		18	58									1040				
	4,6	75		20	67.5													

B35 The motor of frame with feet, end-shield with flange (with through holes)



Frame size	Poles	Mounting Dimension													Over Dimension						
		A	B	C	D	E	F	G	H	K	N	P	R	S	T	A	B	H	A	A	A



80M	2,4,6	1 2 5	1 0 0	5 0	1 9 0	4 0	6	1 6	8 0	1 0	1 6 5	1 3 0	2 0	0	4- φ 1 2	3 . 5	3 4	1 4 2	1 2	1 6 5	1 7 5	1 4 5	2 2 5	3 0 5	
90S		1 4 0		5 6	2 4	5 0	8	2 0	9 0								3 6	1 8 0	1 2	1 8 0	1 9 5	1 6 5	2 6 0	3 6 0	
90L			1 2 5																2 1 5					3 9 0	
100L			1 6 0	1 4 0	6 3	2 8	6 0		2 4	1 0 0	1 2	2 1 5	1 8 0	2 5 0	0	4- φ 1 4. 5	4	3 9	2 3 3	1 4	2 0 5	2 1 0	1 8 0	2 7 0	4 3 5
112M			1 9 0		7 0					1 1 2								4 5	2 3 0		2 2 6	2 4 0	2 0 0	3 1 0	4 3 5
132S			2 1 6		8 9	3 8	8 0	1 0	3 3	1 3 2		2 6 5	2 3 0	3 0 0				5 5	2 2 6	1 8	2 6 2	3 0 5	2 3 5	3 6 0	5 1 0
132M				1 7 8																					5 6 0



160M	2 5 4	2 1 0	1 0 8	4 2	1 1 0	1 2	3 7	1 6 0	1 5	3 0 0	2 5 0	3 5 0	0	4- φ 1 8. 5	5	6 5	3 1 5	2 0	3 1 4	3 3 5	2 6 5	4 2 0	7 3 0
160L		2 5 4														3 5 5						7 6 0	
180M	2 7 9	2 4 1	1 2 1	4 8		1 4	4 3	1 8 0								7 0	3 5 9	2 2	3 5 5	3 7 5	2 8 0	4 5 5	7 4 0
180L		2 7 9															3 9 4					7 8 0	
200L	3 1 8	3 0 5	1 3 3	5 5		1 6	4 9	2 0 0	1 9	3 5 0	3 0 0	4 0 0				7 0	4 5 4	2 5	3 8 8	4 1 0	3 3 5	5 3 5	8 8 5

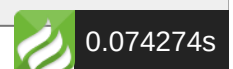
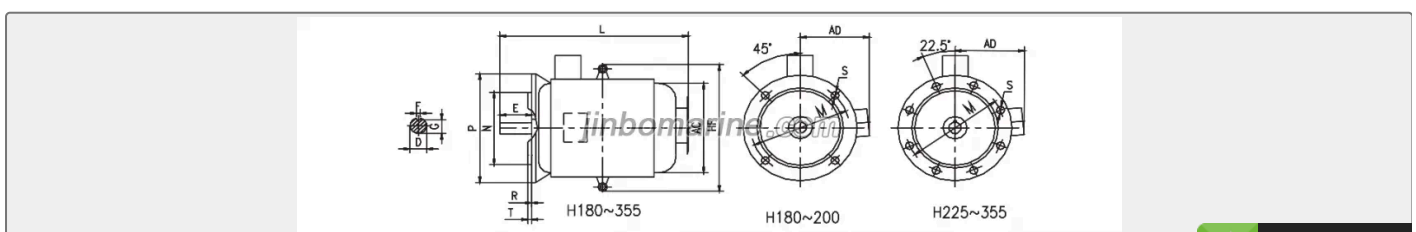


225S	4	3 5 6	2 8 6	1 4 9	6 0	1 4 0	1 8	5 3	2 2 5		4 0 0	3 5 0	4 5 0	0	8- φ 1 8. 5	7 5	4 3 1	2 8	4 3 5	4 7 0	3 5 5	5 7 5	8 9 5
225M	2	4 0 6	3 4 9	1 6 8	6 5	1 1 0	1 6	4 9	2 2 5		5 0	4 0	4 0	5 0	0		8 0	5 1 5	3 0	4 9 0	4 1 5	6 6 5	9 9 5
	4.6																						
250M	2	4 0 6	3 4 9	1 6 8	6 5	1 4 0	1 6	5 3	2 5 0	2 4	5 0	4 0	5 0	5 0	0		8 0	5 1 5	3 0	4 9 0	5 4 5	6 1 5	9 9 5
	4.6																						
280S	2	4 5 7	3 6 8	1 9 0	6 5	2 0	6 8	2 0	8 5		5 0	4 0	5 0	5 0	0		5 1 0	3 5	5 0	6 0	4 2 5	7 1 0	9 9 0
	4.6																						
280M	2	4 1 9	6 5	1 8	5 8	2 0	6 8	2 0	8 5		5 0	4 0	5 0	5 0	0		5 5 0	3 5	5 0	6 0	4 2 5	7 1 0	1 0 4 0
	4.6																						



315S	2	5 0 8	4 0 6	2 1 6	6 5	1 8	5 8	3 1 5	2 8	6 0	5 0	6 0	8- φ 2 4	6	1 2 0	5 7 0	4 5	6 3 5	6 4 5	5 3 0	8 4 5	1 2 0	7 1	1 2 3 0
	4.6																							
315M	2	4 5 7	4 5 7	6 5	1 4 0	1 8	5 8	3 1 5	2 8	6 0	5 0	6 0	8- φ 2 4	6	1 2 0	5 7 0	4 5	6 3 5	6 4 5	5 3 0	8 4 5	1 2 0	7 1	1 2 3 0
	4.6																							
315L	2	5 0 8	5 0 8	6 5	1 4 0	1 8	5 8	3 1 5	2 8	6 0	5 0	6 0	8- φ 2 4	6	1 2 0	5 7 0	4 5	6 3 5	6 4 5	5 3 0	8 4 5	1 2 0	7 1	1 3 5 0
	4.6																							
355M	2	6 1 0	5 6 0	2 5 4	7 5	1 4 0	2 0	5 7	3 5	7 4	6 8	8 0	1 2 0	7 5	5 2	7 2	7 1	7 5	7 0	1 5	7 0	1 2	1 5	7 0
	4.6																							
355L	2	6 3 0	6 3 0	7 5	1 4 0	2 0	5 7	3 5	7 4	6 8	8 0	1 2 0	7 5	5 2	7 2	7 1	7 5	7 0	1 5	7 0	1 2	1 5	7 0	7 0
	4.6																							

V1 The motor of frame without feet, end-shield with flange (with through holes)

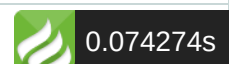


Frame size	Poles	Mounting Dimension										Over Dimension				
		D	E	F	G	M	N	P	R	S	T	AC	AD	HF	L	
180M	2,4,6	48	110	14	42.5	300	250	350	4-φ18.5	5	375	280	500	800		
180L														850		
200L		55	16	49	350	300	400	0	410	335	550	945				
225S	4	60	140	18	53	400	350	450	0		8-φ18.5	470	355	610	985	
225M	2	55	110	16	49										980	
	4.6	60	140	18	53										1015	
250M	2					500	450	550	0			545	415	685	1100	
	4.6	65			58											
280S	2											600	425	740	1110	
	4.6	75			20	67.5										
280M	2	65			18	58									1160	
	4.6	75			20	67.5										
315S	2	65			18	58	600	550	660		8-φ24	6	645	530	900	1320
	4.6	80	170	22	71											
315S	2	65	140	18	58											1470
	4.6	80	170	22	71											1500
315L	2	65	140	18	58											1470
	4.6	80	170	22	71											1500
355M	2	75	140	20	67.5	740	680	800				415	750	1010	1710	
	4.6	95	170	25	86											
355L	2	75	140	20	67.5											1710
	4.6	95	170	25	86											1740

Heater

Heater can be mounted in the motor upon agreement, which are shown by table below

Frame size	Volt of space heater	Power of space heater
YE3-80 ~90-H	220 V	20 W
YE3-100 ~112-H	220 V	30 W



YE3-132 ~160-H	220 V	40 W
YE3-180 ~200-H	220 V	50 W
YE3-225 ~280-H	220 V	60 W
YE3-315 ~355-H	220 V	80 W