

Jinbo Marine

Marine & Offshore Equipment Datasheet

PRODUCT DATASHEET

MARINE WINDOW

Marine Ordinary Copper Fixed Rectangular Window

Marine Ordinary Rectangular Window Details: Standard: GB/T5746-2001, ISO3903-1993
Ship's ordinary rectangular window is used on the superstructure above freeboard deck or deck house of marine ships and nav...

ISO9001 Supplier

Class Certificate

Export Supply



Key Highlights

Category	Marine Window
Standard	ISO
Material	Copper
Weight / Size	E-heavy type rectangular window F-light type rectangular window Nominal ...
Certificate	CCS, BV, ABS, GL, LR, DNV, NK, RINA, KR, IRS

We can supply according to your requirement, drawings, class certificate needs, and delivery schedule.

Technical Specifications

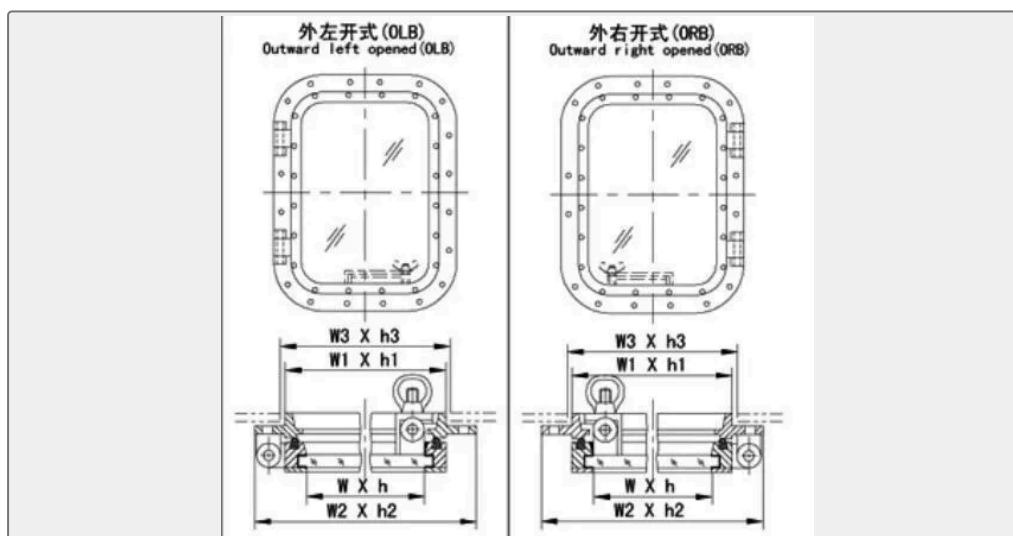
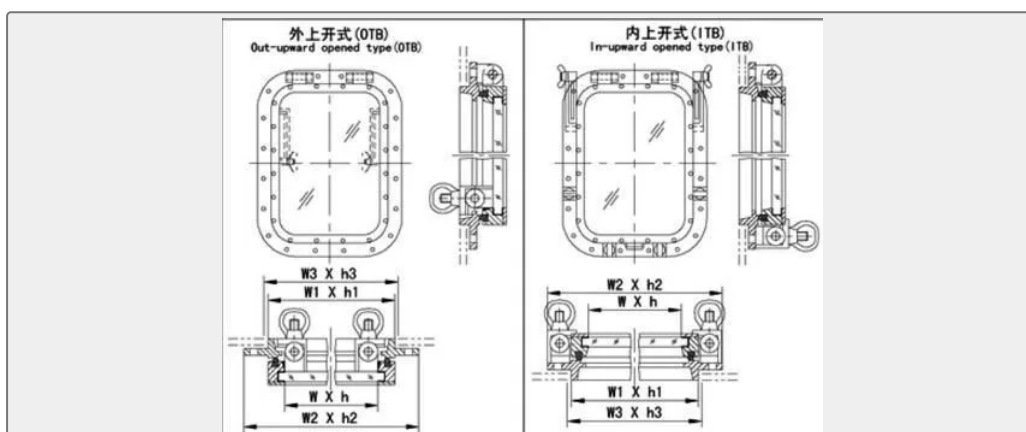
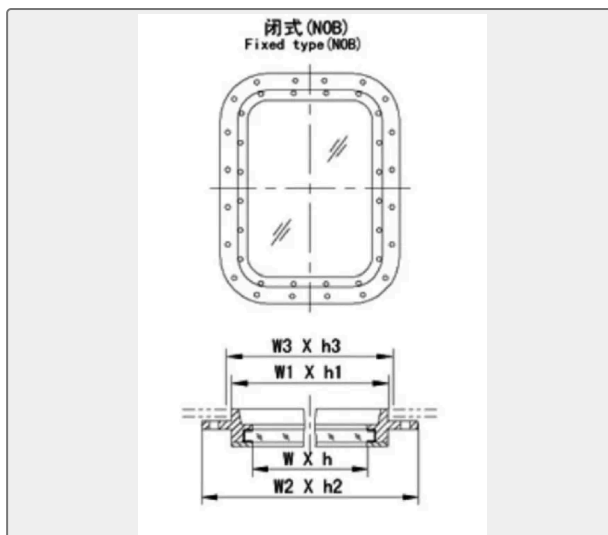
Category	Marine Window	Model / SKU	Marine-Ordinary-Copper-Fixed-Rectangular-Window
Standard	ISO	Material	Copper
Weight / Size	E-heavy type rectangular window F-light type rectangular window Nominal Size Code:	Certificate	CCS, BV, ABS, GL, LR, DNV, NK, RINA, KR, IRS
Warranty	12 Months unless specified otherwise	Origin	China

CONTENTS

- Marine Ordinary Rectangular Window Details:
- Type:
- Characteristic of Model:
- Material Code Number:
- Series:
- Nominal Size Code:
- Glass Thickness:
- Glass Code of "H" Type:



0.043657s



Marine Ordinary Rectangular Window Details:

Standard: GB/T5746-2001, ISO3903-1993

Ship's ordinary rectangular window is used on the superstructure above freeboard deck or deck house of marine ships and naval ships and in the relative spaces of marine structure. It can be used as rectangular windows of inland ships. This product meets the regulations of SOLAS.

Series:

N	Ordinary	Common rectangular windows with toughened safety glass
P	Fireproof	Rectangular windows used in "B" class fireproof division
H	Heating	Rectangular windows with an electric heated glass

Type:

E-heavy type rectangular window

F-light type rectangular window

Nominal Size Code:

Code	Nominal Size(mm)
1	300x425
2	355x500
3	400x560
4	450x630
5	500x710
6	560x800
7	900x630
8	1000x710
9	1100x800

Characteristic of Model:

Opening Type	Opening Direction	Installment Type		Opening	Suitable Code (Nominal Size)	
		Bolted Type	Welded Type		E	F

Opening Type	Inwards opening "I"	Side-hinged	Left opening (L)	B	-	ILB	1~6	1~6
				-	W	ILW		
			Right opening(R)	B	-	IRB		
				-	W	IRW		
	Top-hinged (T)	B	-	ITB	4~8	4~9		
		-	W	ITW				
	Outwards opening "O"	Side-hinged	Left opening (L)	B	-	OLB	1~6	1~6
				-	W	OLW		
Right opening(R)			B	-	ORB			
			-	W	ORW			
Top-hinged (T)		B	-	OTB	4~8	4~8		
		-	W	OTW				
Fixed Type		-	B	-	NOB	1~8	1~9	
			-	W	NOW			

Glass Thickness:

Rectangular Window		Thickness of clear glass (Y1) The thickness in the brackets is that of the frosted glass (Y2)																	
Series	Type	Nominal Size Code of Window																	
		1		2		3		4		5		6		7		8		9	
N	E	10	(15)	10	(15)	12	(19)	12	(19)	15	-	15	-	19	-	19	-	-	-
	F	8	(12)	8	(12)	8	(12)	8	(12)	10	(15)	10	(15)	12	(19)	12	(19)	15	-
P	E	According to ISO5797-1 (glass fireproof class B-0,B-15)																	
	F																		
H	E	According to ISO3434																	
	F																		

Material Code Number:

Type	Installment Type	Material			Material Code number
		Main Frame	Glass holder	Glass Clamp	
Opening Type	Bolted Type	Copper(1)	Copper(1)	Copper(1)	111
		Steel(2)	Steel(2)	Steel(2)	222
		Aluminum(3)	Aluminum(3)	Aluminum(3)	333
	Welded Type	Steel(2)	Copper(1)	Copper(1)	211
		Steel(2)	Steel(2)	Copper(1)	221
		Steel(2)	Steel(2)	Steel(2)	222
		Steel(2)	Aluminum(3)	Aluminum(3)	233
	Fixed Type	Bolted Type	Copper(1)	Nothing (0)	Copper(1)
Steel(2)			Nothing (0)	Steel(2)	202
Aluminum(3)			Nothing (0)	Aluminum(3)	303
Welded Type		Steel(2)	Nothing (0)	Copper(1)	201
		Steel(2)	Nothing (0)	Steel(2)	202
		Steel(2)	Nothing (0)	Aluminum(3)	203
		Aluminum(3)	Nothing (0)	Aluminum(3)	303

Glass Code of "H" Type:

Electrical Supply			Overheating protection device	Minimum power loading w/dw2		
Current	Voltage (V)	Frequency (HZ)		7	12	17
				Code		

DC	24	-	G	7G01	12G01	17G01	
			S	7S01	12S01	17S01	
	110	-	G	7G02	12G02	17G02	
			S	7S02	12S02	17S02	
	220	-	G	7G03	12G03	17G03	
			S	7S03	12S03	17S03	
AC, 1phase	115	50	G	7G11	12G11	17G11	
			S	7S11	12S11	17S11	
	60	60	G	7G12	12G12	17G12	
			S	7S12	12S12	17S12	
	220	50	G	7G13	12G13	17G13	
			S	7S13	12S13	17S13	
		60	60	G	7G14	12G14	17G14
				S	7S14	12S14	17S14

AC, 3phase	115	50	G	7G31	12G31	17G31
			S	7S31	12S31	17S31
		60	G	7G32	12G32	17G32
			S	7S32	12S32	17S32
	220	50	G	7G33	12G33	17G33
			S	7S33	12S33	17S33
		60	G	7G34	12G34	17G34
			S	7S34	12S34	17S34
	220/380	50	G	7G35	12G35	17G35
			S	7S35	12S35	17S35
		60	G	7G36	12G36	17G36
			S	7S36	12S36	17S36
440	50	G	7G37	12G37	17G37	
		S	7S37	12S37	17S37	
	60	G	7G38	12G38	17G38	
		S	7S38	12S38	17S38	

G---group regulator, S---single regulator, pls see 5.4 of ISO3434-1992

If a higher heating power is required for navigation in polar regions, the customer should consult with the window manufacturer or the heated glass manufacturer.

Main Size List(mm):

Series	Type	Code	Nominal Size	Opening Size		Frame		Opening
			wxh	W1xh1	r	W2xh2	W3xh3	

N, P, H	E,F	1	300x425	352x477	76	348x473	430x555	ILB,ILW,IRB,IRW,ITB,ITW,OLB, OLW,ORB,ORW,OTB,OTW,NOB,NOW
		2	355x500	407x552	76	403x548	485x630	
		3	400x560	452x612	76	448x608	530x690	
		4	450x630	502x682	126	498x678	580x760	
		5	500x710	552x762	126	548x758	630x840	
		6	560x800	612x852	126	608x848	690x930	
		7	900x630	952x682	126	948x678	1030x760	
		8	1000x710	1052x762	126	1048x758	1130x840	
		9	1100x800	1152x852	126	1148x848	1230x930	