

Jinbo Marine

Marine & Offshore Equipment Datasheet

PRODUCT DATASHEET

CHAIN SLING

PSA Fall Protection Anchorage Point

PSA Fall Protection Anchorage Point Metric Thread: ITEM NO. M Pers Dimensional Parameters/mm ...

ISO9001 Supplier

Class Certificate

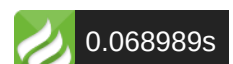
Export Supply



Key Highlights

Category	Chain Sling
Standard	EN
Weight / Size	M Pers Dimensional Parameters/mm Locking Torque /Nm Kg A B C D E F G H J...
Certificate	ABS, LR, BV, DNVGL, NK, KR, IRS, RMRS, CCS

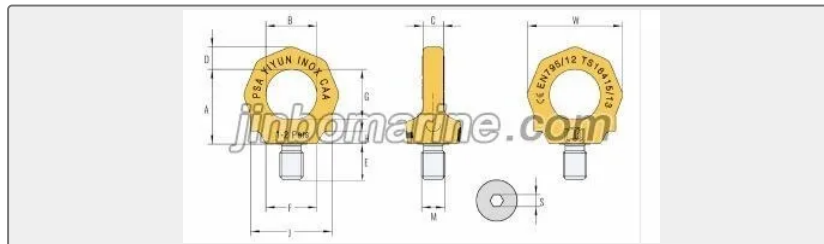
We can supply according to your requirement, drawings, class certificate needs, and delivery schedule.



Technical Specifications			
Category	Chain Sling	Model / SKU	PSA-Fall-Protection-Anchorage-Point
Standard	EN	Weight / Size	M Pers Dimensional Parameters/mm Locking Torque /Nm Kg A B C D E F G H J S W PSA INOX-M12 M12x1.75 1Pers 42 30 10 13 18 33 29 7 48 8 55 10 0.2 PSA INOX-M16 M16x2.0 1-2Pers 51 35 14 15 24 35 34 8 56 8 65 30 0.35 PSA INOX-M20 M20x2.5 1-2Pers 57.5 40 17 19 30 43 37 9.5 68 12 78 70 0.6 PSA INOX-M12 L-50 M12x1.75 1Pers 42 30 10 13 50 33 29 7 48 8 55 10 0.22 PSA INOX-M16 L-50 M16x2.0 1-2Pers 51 35 14 15 50 35 34 8 56 8 65 30 0.48 PSA INOX-M16 L-120 M16x2.0 1-2Pers 51 35 14 15 120 35 34 8 56 8 65 30 0.56 PSA INOX-M20 L-60 M20x2.5 1-2Pers 57.5 40 17 19 60 43 37 9.5 68 12 78 70 0.63 UNC Thread:
Certificate	ABS, LR, BV, DNVGL, NK, KR, IRS, RMRS, CCS	Warranty	12 Months unless specified otherwise
Origin	China		

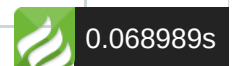
China PSA Fall Protection Anchorage Point:

PSA Fall Protection Anchorage Point



Metric Thread:

ITEM NO.	M	Pers	Dimensional Parameters/mm											Locking Torque /Nm	Kg
			A	B	C	D	E	F	G	H	J	S	W		
PSA INOX-M12	M12x1.75	1Pers	42	30	10	13	18	33	29	7	48	8	55	10	0.2



PSA INOX-M16	M16x2.0	1-2Pers	51	35	14	15	24	35	34	8	56	8	65	30	0.35
PSA INOX-M20	M20x2.5	1-2Pers	57.5	40	17	19	30	43	37	9.5	68	12	78	70	0.6
PSA INOX-M12 L-50	M12x1.75	1Pers	42	30	10	13	50	33	29	7	48	8	55	10	0.22
PSA INOX-M16 L-50	M16x2.0	1-2Pers	51	35	14	15	50	35	34	8	56	8	65	30	0.48
PSA INOX-M16 L-120	M16x2.0	1-2Pers	51	35	14	15	120	35	34	8	56	8	65	30	0.56
PSA INOX-M20 L-60	M20x2.5	1-2Pers	57.5	40	17	19	60	43	37	9.5	68	12	78	70	0.63

UNC Thread:

ITEM NO.	M	Pers	Dimensional Parameters/mm											Locking Torque /Nm	Kg
			A	B	C	D	E	F	G	H	J	S	W		
PSA INOX-1/2	1/2-13UNC-2A	1Pers	42	30	10	13	18	33	29	7	48	8	55	10	0.2
PSA INOX-5/8	5/8-11UNC-2A	1-2Pers	51	35	14	15	24	35	34	8	56	8	65	30	0.4
PSA INOX-3/4	3/4-10UNC-2A	1-2Pers	57.5	40	17	19	30	43	37	10	68	12	78	70	0.6