


SHACKLE

US Type Screw Pin Anchor Shackle G209

- ISO9001 Supplier
- Class Certificate
- Export Supply

Similar Name US Type Bolt Anchor Shackle G-209 US Type Bow Shackle G-209 US Type Horseshoe-shaped Shackle G-209 High Strength Shackle G-209 Alloy Steel Shackle G-209 Main Specif...



Key Highlights

Category	Shackle
Standard	EN
Material	45# Steel and 40Cr Steel
Weight / Size	Size Table:
Certificate	ABS, LR, BV, DNVGL, NK, KR, IRS, RMRS, CCS

We can supply according to your requirement, drawings, class certificate needs, and delivery schedule.

Technical Specifications

Category	Shackle	Model / SKU	US-Type-Screw-Pin-Anchor-Shackle-G209
Standard	EN	Material	45# Steel and 40Cr Steel
Weight / Size	Size Table:	Certificate	ABS, LR, BV, DNVGL, NK, KR, IRS, RMRS, CCS
Warranty	12 Months unless specified otherwise	Origin	China

CONTENTS	<ul style="list-style-type: none"> ■ Similar Name ■ Size Table: 	<ul style="list-style-type: none"> ■ Main Specification:
-----------------	---	---

Similar Name

US Type Bolt Anchor Shackle G-209

US Type Bow Shackle G-209



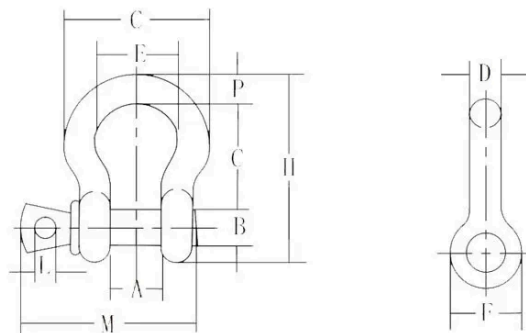
US Type Horseshoe-shaped Shackle G-209

High Strength Shackle G-209

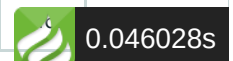
Alloy Steel Shackle G-209

Main Specification:

- U type body and a lateral pin.
- Drop Forged
- 45# Steel and 40Cr Steel
- Used in lifting or fasten cargo or machinery purpose.

Size Table:

Nominal Size(in)	WLL (Tons)	Dimension(in)											Weight (lbs)	
		A	B	C	D	E	F	G	H	L	M	P		
3/16	1/3	0.38	0.25	0.88	0.19	0.6	0.56	0.98	1.47	0.16	1.14	0.19	G209/S209	0.06
1/4	1/2	0.47	0.31	1.13	0.25	0.78	0.61	1.28	1.84	0.19	1.43	0.25		0.1
5/16	3/4	0.53	0.38	1.22	0.31	0.84	0.75	1.47	2.09	0.22	1.71	0.31		0.19
3/8	1	0.66	0.44	1.44	0.38	1.03	0.91	1.78	2.49	0.25	2.02	0.38		0.31
7/16	1 1/2	0.75	0.5	1.69	0.44	1.16	1.06	2.03	2.91	0.31	2.37	0.44		0.38
1/2	2	0.81	0.63	1.88	0.5	1.31	1.19	2.31	3.28	0.38	2.69	0.5		0.72
5/8	3 1/4	1.06	0.75	2.38	0.63	1.69	1.5	2.94	4.19	0.44	3.34	0.69		1.37
3/4	4 3/4	1.25	0.88	2.81	0.75	2	1.81	3.5	4.97	0.5	3.97	0.81		2.35
7/8	6 1/2	1.44	1	3.31	0.88	2.28	2.09	4.03	5.83	0.5	4.5	0.97		3.62
1	8 1/2	1.69	1.13	3.75	1	2.69	2.38	4.69	6.56	0.56	5.13	1.06		5.03
1 1/8	9 1/2	1.81	1.25	4.25	1.16	2.91	2.69	5.16	7.47	0.63	5.71	1.25		7.41
1 1/4	12	2.03	1.38	4.69	1.29	3.25	3	5.75	8.25	0.69	6.25	1.38		9.5
1 3/8	13 1/2	2.25	1.5	5.25	1.42	3.63	3.31	6.38	9.16	0.75	6.83	1.5		13.53
1 1/2	17	2.38	1.63	5.75	1.54	3.88	3.63	6.88	10	0.81	7.33			



1 3/4	25	2.88	2	7	1.84	5	4.19	8.86	12.34	1	9.06	2.25	27.78
2	35	3.25	2.25	7.75	2.08	5.75	4.81	9.97	13.68	1.22	10.35	2.4	45
2 1/2	55	4.13	2.75	10.5	2.71	7.25	5.69	12.87	17.84	1.38	13	3.13	85.75