

# Jinbo Marine

Marine & Offshore Equipment Datasheet

PRODUCT DATASHEET

## DRAG ANCHOR

# WS1 MK5 Anchor

WS1 MK5 Anchor is improved anchor based on MK5 Anchor, in order to use in hard soils, such as limestone, dense sand, coral and calcarenite, the quality is the same as Stevpris MK5 Anchor. Eas...

ISO9001 Supplier

Class Certificate

Export Supply



### Key Highlights

Category	Drag Anchor
Standard	DIN
Material	Steel Plate Approved by Class Society
Weight / Size	Easy handing Easy Install Easy Retrieve Uplift Capacity High Holding Cap...
Certificate	LR, ABS,BV, GL, RINA, DNV, NK, KR, CCS

We can supply according to your requirement, drawings, class certificate needs, and delivery schedule.



Technical Specifications			
<b>Category</b>	Drag Anchor	<b>Model / SKU</b>	WS1-MK5-Anchor
<b>Standard</b>	DIN	<b>Material</b>	Steel Plate Approved by Class Society
<b>Weight / Size</b>	Easy handing Easy Install Easy Retrieve Uplift Capacity High Holding Capacity Main Dimensions (mm in dimension, kgs in anchor weight) Weight 1500 3000 5000 8000 10000 12000 15000 18000 20000 22000 25000 30000 65000 A 2862 3605 4275 4999 5385 5273 6165 6551 6785 7004 7309 7767 10051 B 3085 3886 4608 5389 5805 6169 6645 7062 7314 7550 7879 8373 10834 C 1755 2212 2622 3067 3304 3511 3782 4019 4163 4297 4484 4765 6166 E 1458 1837 2178 2547 2743 2915 3140 3337 3457 3568 3723 3957 5120 F 263 332 393 460 495 526 567 602 624 644 672 714 924 H 1192 1502 1780 2082 2243 2383 2567 2728 2826 2917 3044 3235 4186 T 478 603 715 836 900 957 1031 1095 1135 1171 1222 1299 1681 S 80 90 110 130 140 150 160 170 180 190 200 210 300 The size and weight is for general review only.	<b>Certificate</b>	LR, ABS,BV, GL, RINA, DNV, NK, KR, CCS
<b>Warranty</b>	12 Months unless specified otherwise	<b>Origin</b>	China

<b>CONTENTS</b>	■ China WS1 MK5 Anchor:	■ MK5 Anchor Easy Handling
	■ MK5 Anchor Installation	■ How to connect MK5 Anchor and Chain

## China WS1 MK5 Anchor:

WS1 MK5 Anchor is improved anchor based on MK5 Anchor, in order to use in hard soils, such as limestone, dense sand, coral and calcarenite, the quality is the same as Stevpris MK5 Anchor.

- Easy handing
- Easy Install
- Easy Retrieve
- Uplift Capacity
- High Holding Capacity

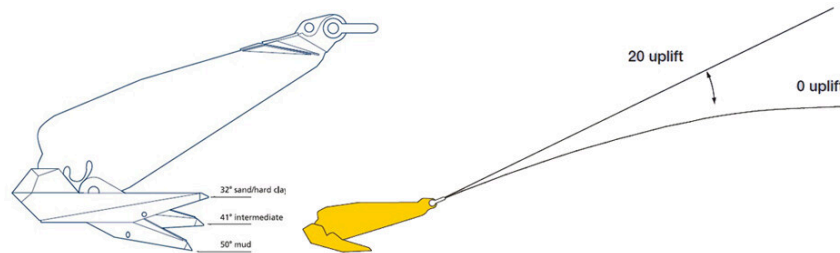


Main Dimensions (mm in dimension, kgs in anchor weight)

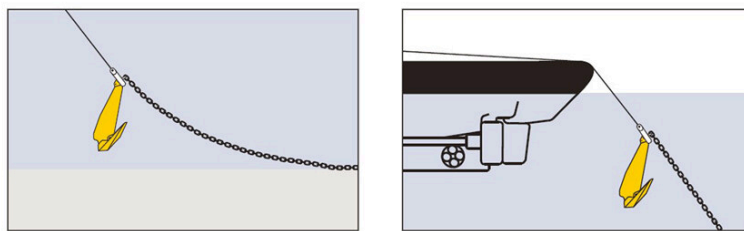
Weight	1500	3000	5000	8000	10000	12000	15000	18000	20000	22000	25000	30000	65000
A	2862	3605	4275	4999	5385	5273	6165	6551	6785	7004	7309	7767	10051
B	3085	3886	4608	5389	5805	6169	6645	7062	7314	7550	7879	8373	10834
C	1755	2212	2622	3067	3304	3511	3782	4019	4163	4297	4484	4765	6166
E	1458	1837	2178	2547	2743	2915	3140	3337	3457	3568	3723	3957	5120
F	263	332	393	460	495	526	567	602	624	644	672	714	924
H	1192	1502	1780	2082	2243	2383	2567	2728	2826	2917	3044	3235	4186
T	478	603	715	836	900	957	1031	1095	1135	1171	1222	1299	1681
S	80	90	110	130	140	150	160	170	180	190	200	210	300

The size and weight is for general review only.

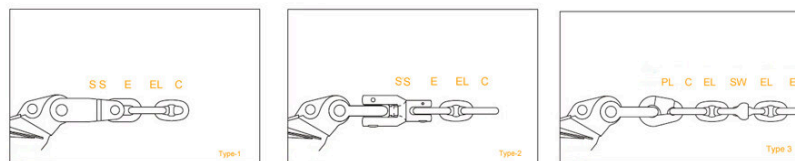
### MK5 Anchor Easy Handling



### MK5 Anchor Installation



### How to connect MK5 Anchor and Chain



SS: Swivel Shackle E: End Link EL: Enlarged Link C: Common Link, PL: Pear Link Shackle, SW: Swivel