

Jinbo Marine

Marine & Offshore Equipment Datasheet

PRODUCT DATASHEET

MARINE WINDOW

Welded Opening Side Scuttle with deadlight

ISO9001 Supplier

Class Certificate

Export Supply

Side Scuttles for Ships Details: Standard: GB/T14413-93 It is also be called as porthole, the material can be aluminum, copper or steel, is used for sea-going ships and warships, also can be used for inland s...



Key Highlights

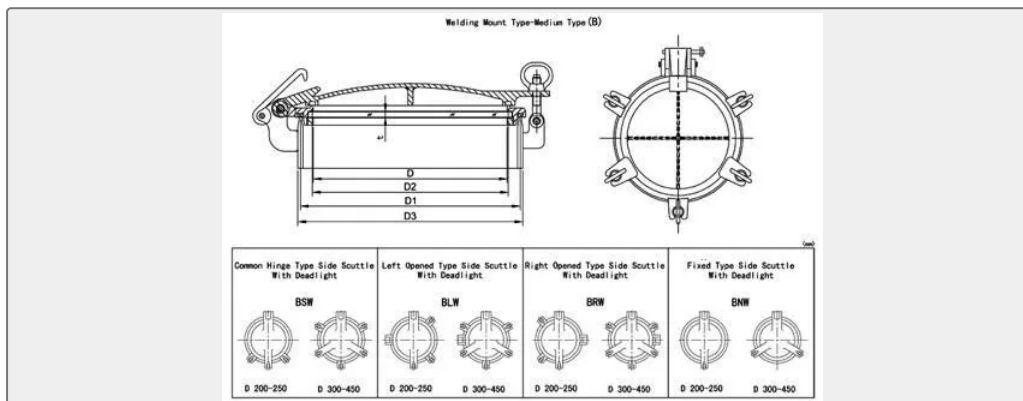
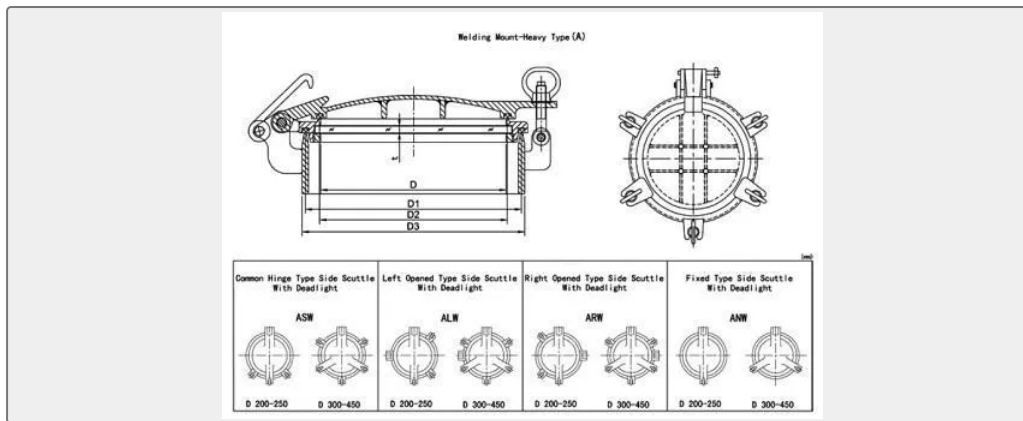
Category	Marine Window
Standard	GB
Material	Steel, Aluminum
Weight / Size	List for model of side scuttle and the principal characteristics of scop...
Certificate	CCS, BV, ABS, GL, LR, DNV, NK,RINA, KR,IRS

We can supply according to your requirement, drawings, class certificate needs, and delivery schedule.

Technical Specifications			
Category	Marine Window	Model / SKU	Welded-Opening-Side-Scuttle-with-deadlight
Standard	GB	Material	Steel, Aluminum
Weight / Size	List for model of side scuttle and the principal characteristics of scope Name Type Clear Size (D) Opening Type Mounting Type Material code number Opening and fastening type of deadlight Glass ApplicationPlace Opening Non-opening Bolted Welded Heavy A 200 Left opening type, right opening type, common hinge type Fixed type Bolted or welded 112 212 or 222 Hook (G) or Pawl (J) Transparent or Frosted The spaces below bulkhead deck or freeboard of marine ships, which are allowed to cut openings on the sides and required to be watertight and gastight 250 300 350 400 Medium B 200 112 or 222 or 333 212 or 222 or 233 The sides above bulkhead deck or free board deck of passenger ships, or the ends o superstructures.	Certificate	CCS, BV, ABS, GL, LR, DNV, NK,RINA, KR,IRS
Warranty	12 Months unless specified otherwise	Origin	China

CONTENTS

- Side Scuttles for Ships Details:
 - 1. List for model of side scuttle and the principal characteristics of scope
 - 2. Material code numbers indicate combinations of the material code number for main frame, glass holder, deadlight.
 - 3.Opening and fastening models of deadlight:
 - 4.Main Size List(mm):



Side Scuttles for Ships Details:

Standard: GB/T14413-93

It is also be called as porthole, the material can be aluminum, copper or steel, is used for sea-going ships and warships, also can be used for inland ship.

The side scuttle can be with or without deadlight, the deadlight also be called as storm cover.

1. List for model of side scuttle and the principal characteristics of scope

Name	Type	Clear Size (D)	Opening Type		Mounting Type	Material code number		Opening and fastening type of deadlight	Glasses	ApplicationPlace
			Opening	No n-opening		Bolted	Welded			

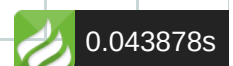
Heavy	A	200	Left opening type, right opening type, common hinge type	Fixed type	Bolted or welded	112	212 or 222	Hook (G) or Pawl (J)	Transparent or Frosted	The spaces below bulkhead deck or freeboard of marine ships, which are allowed to cut openings on the sides and required to be watertight and gastight
		250								
		300								
		350								
		400								
Medium	B	200				112 or 222 or 333	212 or 222 or 233			The sides above bulkhead deck or free board deck of passenger ships, or the ends o superstructures. Both sides and ends of the first tier of superstructure on the freeboard deck of ships other than passenger ship.
		250								
		300								
		350								
		400								
Light	C	200	Opening			220 or 330 or 110	210 or 220 or 230	Nothing		The sides and rear-ends of first tier of superstructure above bulkhead deck or freeboard deck of passenger ships or all tiers above the first tier of superstructure. The sides and rear-ends of all tiers above the first tier of superstructure on free board deck of ships other than passenger ships.

2. Material code numbers indicate combinations of the material code number for main frame, glass holder, deadlight.

Material code number	Material	Demonstration
1	Copper	1. if the steel(2) main frame, copper(1) glass holder, steel(2) deadlight, the material code number is 212. 2. If aluminum(3) frame, aluminum(3) glass holder, without deadlight(0), the material code number is 330.
2	Steel	
3	Aluminum	
0	Without deadlight	

3. Opening and fastening models of deadlight:

Clear Size (D)	200	250	300	350	400	450
----------------	-----	-----	-----	-----	-----	-----



minimum distance of side scuttle centre to ceiling	Paw (J)	300	350	400	450	540	580
	Hook (G)	selected by user					

4.Main Size List(mm):

Model	D	D1	D2	D3	D4	D5	h	t	a	No of fasteners		Bolts for installation		Wall Cut Out Size
										Deadlight	Glass Holder	Thread	Quantity	
A LB,RB,SB, NB	200	245	204	250	350	310	155	8	45°	2	3	M12	8	253
	250	295	254	305	400	363	182	8	48°	2	3	M16	8	308
	300	350	304	360	450	414	207	10	31°	3	3	M16	12	363
	350	400	354	410	500	464	232	12	31°	3	3	M16	12	413
	400	450	404	460	550	514	257	12	31°	3	3	M18	12	463

Model	D	D1	D2	D3	D4	D5	h	t	a	No of fasteners		Bolts for installation		Wall Cut Out Size
										Deadlight	Glass Holder	Thread	Quantity	
B LB,RB,SB, NB	200	245	204	250	350	310	155	8	45°	2	3	M12	8	253
	250	295	254	305	400	363	182	8	48°	2	3	M16	8	308
	300	350	304	360	450	414	207	10	31°	3	3	M16	12	363
	350	400	354	410	500	464	232	12	31°	3	3	M16	12	413
	400	450	404	460	550	514	257	12	31°	3	3	M18	12	463
	450	500	454	510	600	564	282	15	31°	3	4	M20	12	523

Model	D	D3	D4	t	Bolts for installation		Wall Cut Out Size
					Thread	Quantity	

C	LB,RB,NB	200	250	350	6	M12	8	253
		250	305	400	6	M16	8	308
		300	360	450	8	M16	12	363
		350	410	500	8	M16	12	413
		400	460	550	10	M18	12	463
		450	510	600	10	M20	12	523