

Jinbo Marine

Marine & Offshore Equipment Datasheet

PRODUCT DATASHEET

CHAIN SLING

YDS Swivel Hoist Ring With Metric Thread

ISO9001 Supplier

Class Certificate

Export Supply

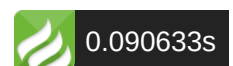
YDS Swivel Hoist Ring With Metric Thread 1.360° rotation, 180° flip The lifting ring can rotate with the direction of the force to adjust the angle of the force. 2.High Strength The bolts are made of alloy steel...



Key Highlights

Category	Chain Slings
Standard	DIN
Material	2.High Strength The bolts are made of alloy steel 42CrMo, the tensile st...
Weight / Size	5.Complete specifications The thread specifications are complete, the ra...
Certificate	ABS, LR, BV, DNVGL, NK, KR, IRS, RMRS, CCS

We can supply according to your requirement, drawings, class certificate needs, and delivery schedule.



Technical Specifications			
Category	Chain Sling	Model / SKU	YDS-Swivel-Hoist-Ring-With-Metric-Thread
Standard	DIN	Material	2.High Strength The bolts are made of alloy steel 42CrMo, the tensile strength before heat treatment is 1080Mpa, the mechanical properties are improved after the material is changed, the rotating base is a one-piece design and is forged as a whole for higher strength.
Weight / Size	5.Complete specifications The thread specifications are complete, the rated load range is wide (M8-M100, 0.5T-50T), and the thread size can be customized according to customer requirements.	Certificate	ABS, LR, BV, DNVGL, NK, KR, IRS, RMRS, CCS
Warranty	12 Months unless specified otherwise	Origin	China

CONTENTS

- YDS Swivel Hoist Ring With Metric Thread
- YDS Swivel Hoist Ring With Metric Thread Drawing
- YDS Swivel Hoist Ring With Metric Thread Parameters

YDS Swivel Hoist Ring With Metric Thread

1.360° rotation, 180° flip

The lifting ring can rotate with the direction of the force to adjust the angle of the force.

2.High Strength

The bolts are made of alloy steel 42CrMo, the tensile strength before heat treatment is 1080Mpa, the mechanical properties are improved after the material is changed, the rotating base is a one-piece design and is forged as a whole for higher strength.

3.4 times safety factor

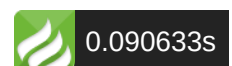
Different loads can be lifted in different directions, but 4 times safety factor is guaranteed

4.Easy to install

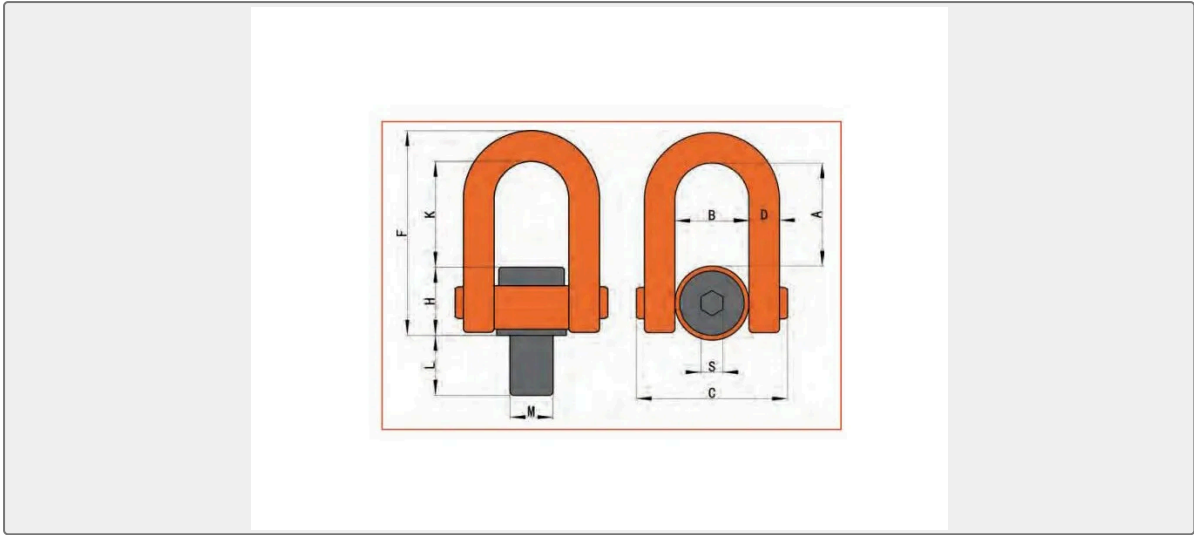
The bolt has a hexagonal design, and the lifting point can be easily installed on the object to be lifted by a wrench.

5.Complete specifications

The thread specifications are complete, the rated load range is wide (M8-M100, 0.5T-50T), and the thread size can be customized according to customer requirements.



YDS Swivel Hoist Ring With Metric Thread Drawing



YDS Swivel Hoist Ring With Metric Thread Parameters

ITEM NO.	WLL/T	THREAD/M	TORQUE/Nm	WEIGHT /KG
YDS-M8	0.5T	M8X1.25-6G	30	0.8
YDS-M10	0.7T	M10X1.5-6G	60	0.8
YDS-M12	1T	M12X1.75-6G	100	0.8
YDS-M14	1.5T	M14X2.0-6G	120	0.8
YDS-M16	2T	M16X2.0-6G	150	0.8
YDS-M20	3T	M20X2.5-6G	250	2
YDS-M24	4.5T	M24X3-6G	400	2.5
YDS-M30	7.3T	M30X3.5-6G	500	5.5
YDS-M33	8T	M33X3.5-6G	800	5.5
YDS-M36	10T	M36X4.0-6G	1000	5.5
YDS-M39	10T	M39X4.0-6G	1200	6
YDS-M42	12.5T	M42X4.5-6G	1500	6
YDS-M45	20T	M45X4.5-6G	1800	6
YDS-M48	20T	M48X5.0-6G	2000	11.5
YDS-M52	25T	M52X5.0-6G	2000	12
YDS-M56	25T	M56X5.5-6G	2100	12
YDS-M64	32T	M64X6.0-6G	2200	13
ITEM NO.	TECHNICAL PARAMETERS/MM			
	L	A	B	C

YDS-M8	12	48.5	37	76
YDS-M10	16	48.5	37	76
YDS-M12	18	48.5	37	76
YDS-M14	21	48.5	37	76
YDS-M16	24	48.5	37	76
YDS-M20	40	73	54	106
YDS-M24	40	73	54	106
YDS-M30	45	98.5	74	149
YDS-M33	50	98.5	74	149
YDS-M36	54	98.5	74	149
YDS-M39	58	98.5	74	149
YDS-M42	63	98.5	74	149
YDS-M45	63	98.5	74	149
YDS-M48	68	117.5	93	183
YDS-M52	68	117.5	93	183
YDS-M56	78	117.5	93	183
YDS-M64	90	117.5	93	183

ITEM NO.	TECHNICAL PARAMETERS/MM				
	D	F	K	H	S
YDS-M8	14	103.5	49.5	40	10.5
YDS-M10	14	103.5	49.5	40	10.5
YDS-M12	14	103.5	49.5	40	10.5
YDS-M14	14	103.5	49.5	40	10.5
YDS-M16	14	103.5	49.5	40	10.5
YDS-M20	20	151	77	54	14.5
YDS-M24	20	151	77	54	14.5
YDS-M30	30	206.5	103.5	73	22.5
YDS-M33	30	206.5	103.5	73	22.5
YDS-M36	30	206.5	103.5	73	22.5
YDS-M39	30	206.5	103.5	73	22.5
YDS-M42	30	206.5	103.5	73	22.5
YDS-M45	30	206.5	103.5	73	22.5
YDS-M48	36	255	122	93	27.5



YDS-M52	36	255	122	93	27.5
YDS-M56	36	255	122	93	27.5
YDS-M64	36	255	122	93	27.5

