

Application

Energy saving applications where continuous or frequent duty is required. Such as blowers, pumps, etc.

Features

These series motors have many virtues, including beautiful profile, high efficiency and energy saving, insulation class F, the protective class is IP55, motor runs with low noise, little vibration and high reliability.

Technical Data 380V 50Hz

Type	Output kW	A	r/min	Eff. %	P. F	N.m	Tst Tn	Ist In	Tax Tn	dB (A)
Synchronous speed 3000r/min										
YX3-80M1-2	0.75	1.77	2865	77.5	0.83	2.5	2.3	6.8	2.3	62
YX3-80M2-2	1.1	2.43	2880	82.8	0.83	3.7	2.3	7.3	2.3	62
YX3-90S-2	1.5	3.19	2900	84.1	0.85	5.0	2.3	7.6	2.3	67
YX3-90L-2	2.2	4.59	2890	85.6	0.85	7.3	2.3	7.8	2.3	67
YX3-100L-2	3	6.04	2890	86.7	0.87	10.0	2.3	8.1	2.3	74
YX3-112M-2	4	7.9	2910	87.6	0.88	13.1	2.3	8.3	2.3	77
YX3-132S1-2	5.5	10.7	2920	88.6	0.88	17.9	22	8.0	2.3	79
YX3-132S2-2	7.5	14.5	2920	89.5	0.88	24.4	22	7.8	2.3	79
YX3-160M1-2	11	20.75	2942	90.5	0.89	35.7	22	7.9	2.3	81
YX3-160M2-2	15	28.05	2942	91.3	0.89	48.6	22	8.0	2.3	81
YX3-160L-2	18.5	34.7	2942	91.8	0.90	60.0	22	8.1	2.3	81
YX3-180M-2	22	40.3	2960	92.2	0.90	71.2	22	8.2	2.3	83
YX3-200L1-2	30	54.5	2965	92.9	0.90	96.8	22	7.5	2.3	84
YX3-200L2-2	37	66.9	2965	93.3	0.90	119	22	7.5	2.3	84
YX3-225M-2	45	81.1	2965	93.7	0.90	145	22	7.6	2.3	86
YX3-250M-2	55	98	2970	94.0	0.89	177	22	7.6	2.3	89
YX3-280S-2	75	132	2975	94.6	0.91	241	2.0	6.9	2.3	91
YX3-280M-2	90	158	2975	95.0	0.91	289	2.0	7.0	2.3	91
YX3-315S-2	110	194	2975	95.0	0.91	353	2.0	7.1	2.2	92
YX3-315M-2	132	231	2975	95.4	0.91	424	2.0	7.1	2.2	92
YX3-315L1-2	160	280	2975	95.4	0.91	514	2.0	7.1	2.2	92
YX3-315L2-2	200	350	2975	95.4	0.91	642	2.0	7.1	2.2	92
YX3-355M-2	250	433	2980	95.8	0.92	800	2.0	7.1	2.2	100
YX3-355L-2	315	545	2980	95.8	0.92	1008	2.0	7.1	2.2	100

Type	Output kW	A	r/min	Eff. %	P. F	N.m	Tst Tn	Ist In	Tax Tn	dB (A)
Synchronous speed 1500r/min										
YX3-80M1-4	0.55	1.38	1435	80.7	0.75	3.7	2.3	6.3	2.3	56
YX3-80M2-4	0.75	1.85	1435	82.3	0.75	5.0	2.3	6.5	2.3	56
YX3-90S-4	1.1	2.59	1435	83.8	0.77	7.4	2.3	6.6	2.3	59
YX3-90L-4	1.5	3.48	1440	85.0	0.77	10.1	2.3	6.9	2.3	59
YX3-100L1-4	2.2	4.77	1450	86.4	0.81	14.7	2.3	7.5	2.3	64
YX3-100L2-4	3	6.36	1450	87.4	0.82	20.0	2.3	7.6	2.3	64
YX3-112M-4	4	8.4	1455	88.3	0.82	26.3	2.3	7.7	2.3	67

Technical Data 380V 50Hz

YX3-132S-4	5.5	11.3	1460	89.2	0.83	35.9	2.0	7.5	2.3	71
YX3-132M-4	7.5	15.1	1460	90.1	0.84	48.9	2.0	7.4	2.3	71
YX3-160M-4	11	21.86	1470	91.0	0.84	71.5	2.2	7.5	2.3	73
YX3-160L-4	15	29.21	1470	91.8	0.85	97.4	2.2	7.5	2.3	73
YX3-180M-4	18.5	35.4	1475	92.2	0.86	120	2.2	7.7	2.3	76
YX3-180L-4	22	42.0	1475	92.6	0.86	143	2.2	7.8	2.3	76
YX3-200L-4	30	56.8	1475	93.2	0.86	194	2.2	7.2	2.3	76
YX3-225S-4	37	69.1	1480	93.6	0.87	239	2.2	7.3	2.3	78
YX3-225M-4	45	83.7	1480	93.9	0.87	290	2.2	7.4	2.3	78
YX3-250M-4	55	102	1480	94.2	0.87	354	2.2	7.4	2.3	79
YX3-280S-4	75	138	1485	94.7	0.87	482	2.2	6.7	2.3	80
YX3-280M-4	90	165	1485	95.0	0.87	579	2.2	6.9	2.3	80
YX3-315S-4	110	199	1480	95.4	0.88	707	2.2	6.9	2.2	88
YX3-315M-4	132	239	1480	95.4	0.88	849	2.2	6.9	2.2	88
YX3-315L1-4	160	290	1480	95.4	0.88	1029	2.2	6.9	2.2	88
YX3-315L2-4	200	362	1480	95.4	0.88	1286	2.2	6.9	2.2	88
YX3-355M-4	250	442	1490	95.8	0.90	1597	2.2	6.9	2.2	95
YX3-355L-4	315	559	1490	95.8	0.90	2012	2.2	6.9	2.2	95

Technical Data 380V 50Hz

Type	Output kW	A	r/min	Eff. %	P. F	N.m	Tst Tn	Ist In	Tax Tn	dB (A)
------	--------------	---	-------	-----------	------	-----	-----------	-----------	-----------	-----------

Synchronous speed 1000r/min

YX3-80M1-6	0.37	1.31	950	63.0	0.68	3.9	—	—	—	—
YX3-80M2-6	0.55	1.68	950	72.0	0.69	5.8	—	—	—	—
YX3-90S-6	0.75	2.04	950	77.7	0.72	7.7	2.1	5.8	2.1	57
YX3-90L-6	1.1	2.87	950	79.9	0.73	11.2	2.1	5.9	2.1	57
YX3-100L-6	1.5	3.73	950	81.5	0.76	15.2	2.1	6.0	2.1	61
YX3-112M-6	2.2	5.3	955	83.4	0.76	21.8	2.1	6.0	2.1	65
YX3-132S-6	3	7.1	970	84.9	0.76	29.4	2.0	6.2	2.1	69
YX3-132M1-6	4	9.3	970	86.1	0.76	39.2	2.0	6.8	2.1	69
YX3-132M2-6	5.5	12.4	970	87.4	0.77	53.9	2.0	7.1	2.1	69
YX3-160M-6	7.5	16.63	976	89.0	0.77	73.5	2.1	6.7	2.1	70
YX3-160L-6	11	23.81	976	90.0	0.78	108	2.1	6.9	2.1	70
YX3-180L-6	15	31.0	980	91.0	0.81	146	2.0	7.2	2.1	73

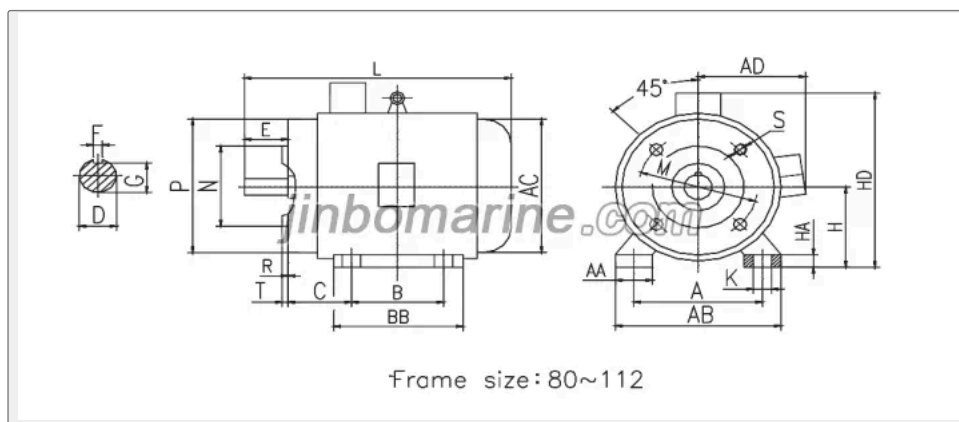
YX3-200L1-6	18.5	37.9	985	91.5	0.81	180	2.1	7.2	2.1	73
YX3-200L2-6	22	43.8	980	92.0	0.83	214	2.1	7.3	2.1	73
YX3-225M-6	30	58.7	985	92.5	0.84	291	2.0	7.1	2.1	74
YX3-250M-6	37	71	980	93.0	0.85	359	2.1	7.1	2.1	76
YX3-280S-6	45	85	990	93.5	0.86	434	2.1	7.2	2.0	78
YX3-280M-6	55	104	985	93.8	0.86	531	2.1	7.2	2.0	78
YX3-315S-6	75	141	985	94.2	0.86	723	2.0	6.7	2.0	83
YX3-315M-6	90	168	985	94.5	0.86	868	2.0	6.7	2.0	83
YX3-315L1-6	110	205	985	95.0	0.86	1061	2.0	6.7	2.0	83
YX3-315L2-6	132	242	985	95.0	0.87	1273	2.0	6.7	2.0	83
YX3-355M1-6	160	292	990	95.0	0.88	1536	2.0	6.7	2.0	85
YX3-355M2-6	200	365	990	95.0	0.88	1920	2.0	6.7	2.0	85
YX3-355L-6	250	457	990	95.0	0.88	2399	2.0	6.7	—	85

Conventional mounting type and suitable frame size are given in following table (with"v"

Frame size	Basic type			Derived type											
	B3	B5	B35	VI	V3	V5	V6	B6	B7	B8	V15	V36	B14	B34	V18
80 ~112	J	V	V	J	V	V	J	V	V	V	V	V	V	V	V
132 ~160	J	V	V	J	V	V	J	V	V	V	V	V	—	—	—
180 ~280	J	V	V	J	—	—	—	—	—	—	—	—	—	—	—
315 ~355	J	—	V	J	—	—	—	—	—	—	—	—	—	—	—

Dimensions

B14 The motor of frame without feet,end-shield with flange (with threaded holes)



Mounting Dimension

Over Dimension

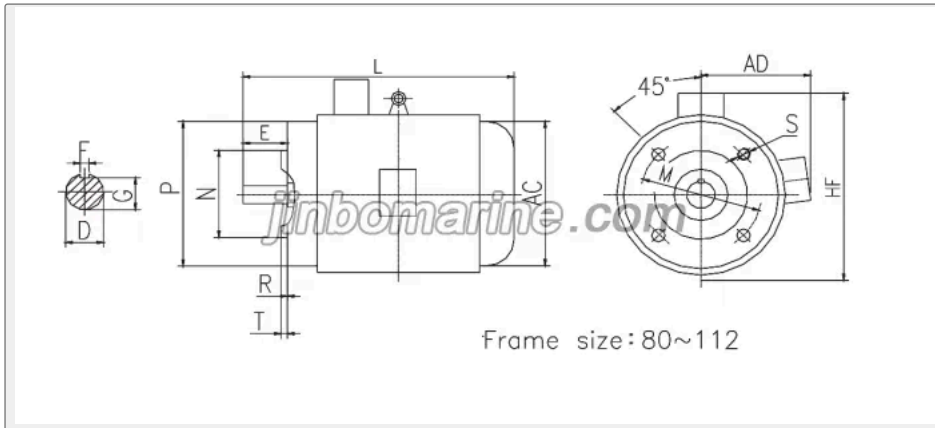
Frame Poles

A B C D E F G H K M N P R S T AA BB HA AB AC AD HD L



80M		125	100	50	19	40	6	15.5	80	100	80	120	4-M6	34	142	12	165	175	145	220	305
90S			100						10				3.0		180						355
90L	2, 4, 6	140	125	56	24	50	20	90		115	95	140	0	36		12	180	195	165	260	220 385
100L		160	140	63				100	8						4-M8	40	233		205	215	180 270 435
112M		190	140	70	28	60	24	112	45	12	130	110	160	3.5	248	230	240	14	190	300	470

B34 The motor of frame with feet, end-shield with flange (with threaded holes)



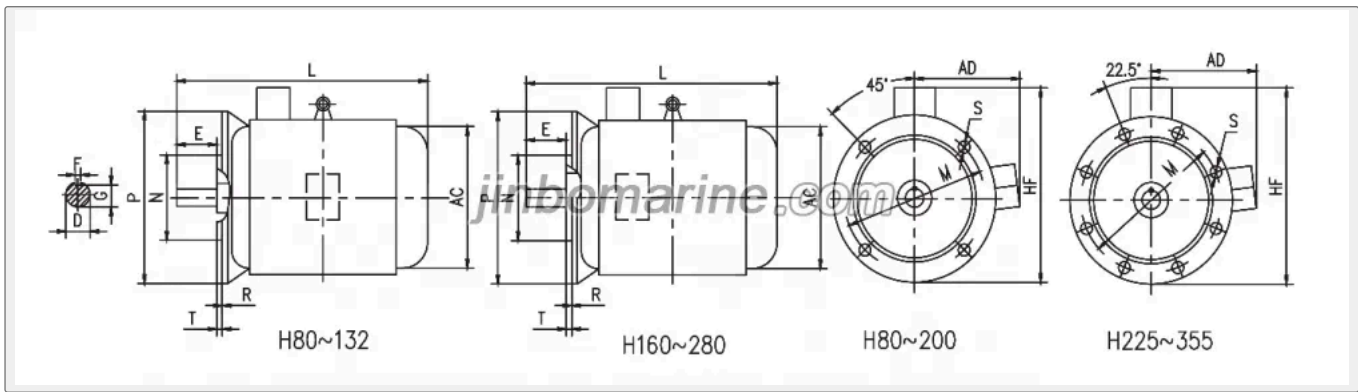
Mounting Dimension

Over Dimension

Frame Poles

		A	B	C	D	E	F	G	H	K	AA	BB	HA	AB	AC	AD	HD	L
80M		125	100	50	19	40	6	15.5	80	34	142	12	165	175	145	220	305	
90S		140	100	56	24	50	20	90	10	36	180	12	180	195	165	260	355	
90L	2,4,6		125				8		24		220						385	
100L		160	63			100		40		233	14	205	215	180	270	435		
112M		190	140	28	60	70	112	12	45	248	14	230	240	190	300	475		
132S							33				224						510	
132M	2,4,6	216	89	38	80	10	178	262	132	55	560	18	270	275	210	345		
160M			210							304						670		
160L		254	254	108	42	12	37	160	65		20	320	330	255	420	334	700	
180M			241			110				14.5								740
180L		279	279	121	48	397	14	42.5	180	25	70	349	22	355	380	280	455	
200L			318	305	133	55	16	49	200	70	369	26	395	420	305	505	790	
225S	4	286	60	140	18	53		368	28	830								
225M	2	356		149	55	110	18.5	16	49	225	75	393	28	435	470	335	560	825
	4,6	60	311	140	18	53	855											
250M	2				60			53										
	4,6	406	349	168			18	58	250		80	445	30	490	510	370	615	915
	2				65													
280S	2		368							24		485						985
	4,6				75	140	20	67.5	280		85	35	550	580	410	680		
280M	2	457		190	65		18	58										1035
	4,6		419		75		20	67.5					536					
	2				65		18	58										
315S	2		406		80	170	22	71					570					1190
	4,6				80													
315M	2				65	140	18	58										
	4,6	508	457	216	80	170	22	71	315		120		45	635	645	530	845	
	2				65	140	18	58					680					1300
315L	2		508		80	170	22	71		28								
	4,6				80													
355M	2				75	140	20	67.5										1505
	4,6		560		95	170	25	86										1545
	2	610		254	75	140	20	67.5	355		130	750	52	730	710	655	1010	1504
355L	2				75	140	20	67.5										1504
	4,6		630		95	170	25	86										1545

B5 The motor of frame without feet, end-shield with flange (with through holes)



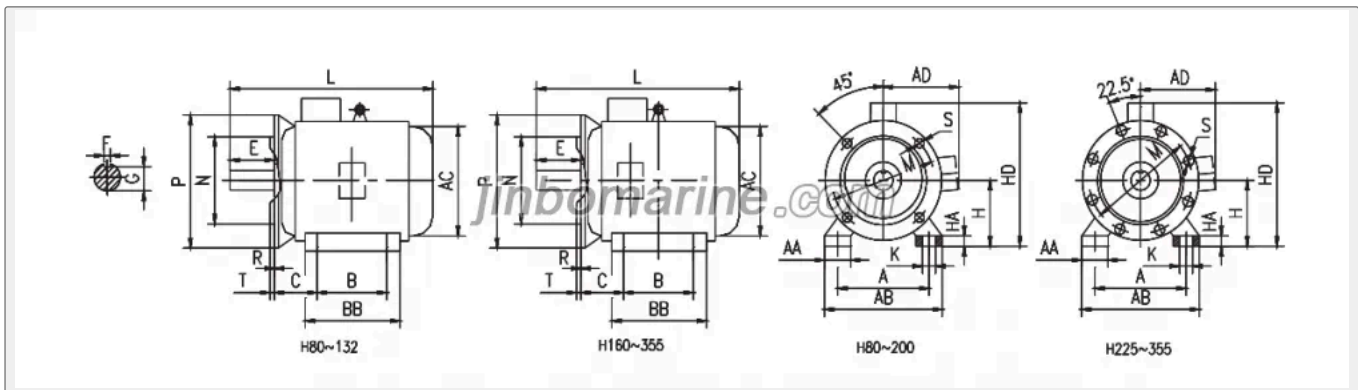
Mounting Dimension

Over Dimension

Frame Poles

	D	E	F	G	M	N	P	R	S	T	AC	AD	HF	L
80M	19	40	6	15.5							175	145		305
90S		24	50		165	130	200		4-φ12	3.5	195	165	—	355
90L				8				0			215	180	245	385
100L		28	60		215	180	250				240	190	265	475
112M									4-φ14.5	4	275	210	315	510
132S	2,4,6	38	80	10	33	265	230	300	0		330	255	385	670
132M											330	255	385	700
160M		42		12	37						330	255	385	700
160L					300	250	350	0			380	280	430	740
180M		48	110	14	42.5				4-φ18.5		380	280	430	790
180L											420	305	480	790
200L		55		16	49	350	300	400	0		420	305	480	790
225S	4	60	140	18	53						470	335	535	830
225M	2	55	110	16	49	400	350	450	0		470	335	535	825
	4,6	60			53					5				855
250M	2			18							510	370	595	915
	4,6	65			58				8-φ18.5		510	370	595	915
280S	2		140			500	450	550	0		580	410	650	985
280M	4,6	75		20	67.5						580	410	650	985
	2	65		18	58									1035
	4,6	75		20	67.5									1035

B35 The motor of frame with feet, end-shield with flange (with through holes)



Mounting Dimension

Over Dimension

Frame Poles

	A	B	C	D	E	F	G	H	K	M	N	P	R	S	T	AA	BB	HA	AB	AC	AD	HD	L
80M	2, 4, 6	125		50	19	40	6	16	80							34	142	12	165	175	145	220	305
90S			100	56	24	50		20	90	10	165	130	200	0	4-φ12	3.5	180	14	180	195	165	260	355
90L			125				8									36	220	16	205	215	180	270	385
100L		160		63	28	60		24	100	12	215	180	250	0	4-φ14.5	4	40	233	205	215	180	270	435
112M		190	140	70				112								45	248	16	230	240	190	300	475
132S		216		89	38	80	10	132			265	230	300			55	224	20.5	270	275	210	345	510



